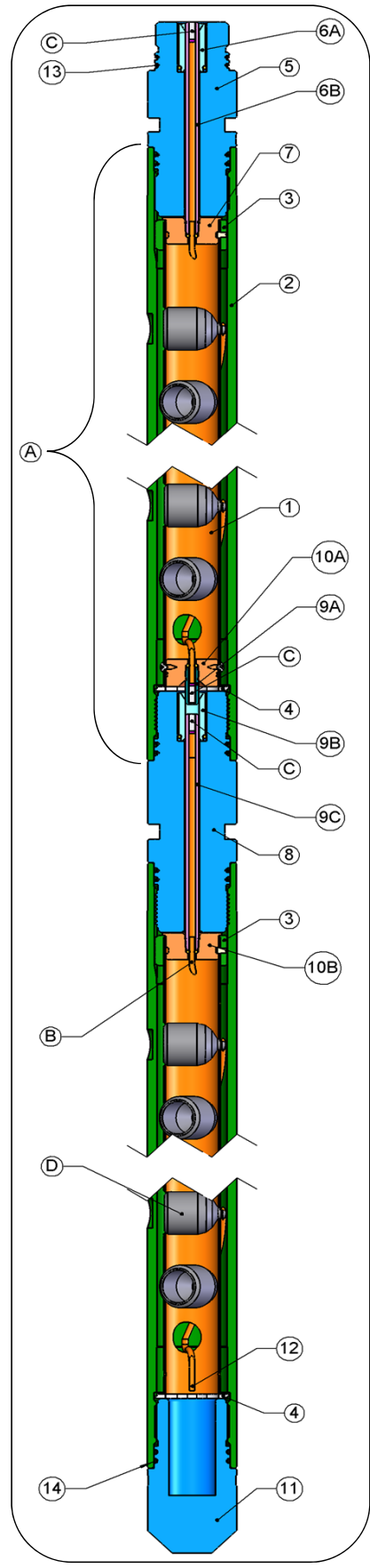
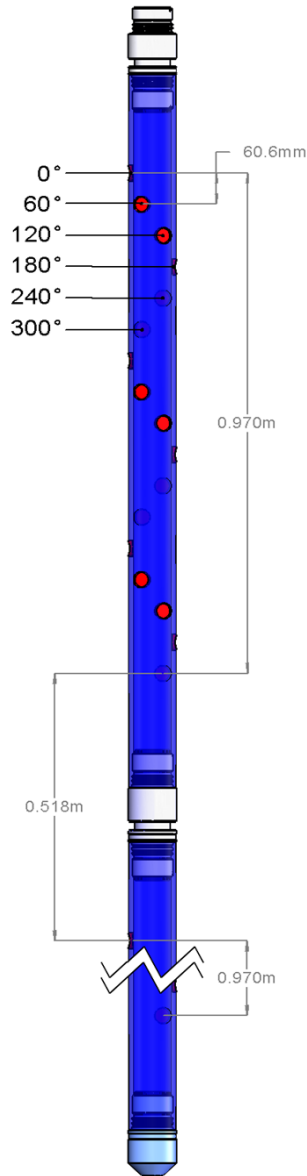
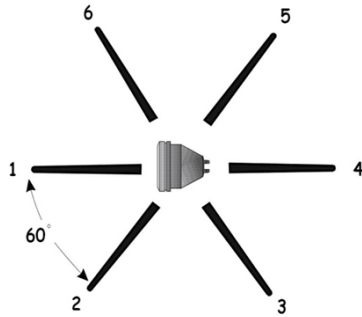


Item	Part No.	Description		
A	31-101-0931-10	Scalloped Gun System, 101mm x 1.0m, 16.5 spm, 60° Spiral		
	31-101-0931-15	Scalloped Gun System, 101mm x 1.5m, 16.5 spm, 60° Spiral		
	31-101-0931-20	Scalloped Gun System, 101mm x 2.0m, 16.5 spm, 60° Spiral		
	31-101-0931-25	Scalloped Gun System, 101mm x 2.5m, 16.5 spm, 60° Spiral		
	31-101-0931-30	Scalloped Gun System, 101mm x 3.0m, 16.5 spm, 60° Spiral		
	31-101-0931-35	Scalloped Gun System, 101mm x 3.5m, 16.5 spm, 60° Spiral		
	31-101-0931-40	Scalloped Gun System, 101mm x 4.0m, 16.5 spm, 60° Spiral		
	31-101-0931-50	Scalloped Gun System, 101mm x 5.0m, 16.5 spm, 60° Spiral		
	31-101-0931-60	Scalloped Gun System, 101mm x 6.0m, 16.5 spm, 60° Spiral Includes items 1, 2, 3 and 4		
1	39-057-0931-10	Tube Strip, 57mm x 1.0m, 16.5 spm, 60° Spiral	17	
	39-057-0931-15	Tube Strip, 57mm x 1.5m, 16.5 spm, 60° Spiral	25	
	39-057-0931-20	Tube Strip, 57mm x 2.0m, 16.5 spm, 60° Spiral	34	
	39-057-0931-25	Tube Strip, 57mm x 2.5m, 16.5 spm, 60° Spiral	42	
	39-057-0931-30	Tube Strip, 57mm x 3.0m, 16.5 spm, 60° Spiral	50	
	39-057-0931-35	Tube Strip, 57mm x 3.5m, 16.5 spm, 60° Spiral	58	
	39-057-0931-40	Tube Strip, 57mm x 4.0m, 16.5 spm, 60° Spiral	67	
	39-057-0931-50	Tube Strip, 57mm x 5.0m, 16.5 spm, 60° Spiral	83	
		39-057-0931-60	Tube Strip, 57mm x 6.0m, 16.5 spm, 60° Spiral	100
	2	31-101-0900-10	Scalloped Carrier, 101mm x 1.0m, 16.5 spm, 60° Spiral	
31-101-0900-15		Scalloped Carrier, 101mm x 1.5m, 16.5 spm, 60° Spiral		
31-101-0900-20		Scalloped Carrier, 101mm x 2.0m, 16.5 spm, 60° Spiral		
31-101-0900-25		Scalloped Carrier, 101mm x 2.5m, 16.5 spm, 60° Spiral		
31-101-0900-30		Scalloped Carrier, 101mm x 3.0m, 16.5 spm, 60° Spiral		
31-101-0900-35		Scalloped Carrier, 101mm x 3.5m, 16.5 spm, 60° Spiral		
31-101-0900-40		Scalloped Carrier, 101mm x 4.0m, 16.5 spm, 60° Spiral		
31-101-0900-50		Scalloped Carrier, 101mm x 5.0m, 16.5 spm, 60° Spiral		
		31-101-0900-60	Scalloped Carrier, 101mm x 6.0m, 16.5 spm, 60° Spiral Includes item 4	
3		30-101-0005-57	Alignment Collar	
4	30-101-0004-00	Retaining Ring		
5	30-101-0001-75	Top Sub, TCP	8.6 kg (19 lbs)	
6	TCP-0100-375	Top Sub Booster Transfer Kit	Includes 6A & 6B	
7	TC-261-2250-057	Top Sub Booster Puck Kit		
8	30-101-0002-0L	Tandem Sub, Long TCP	11.8 kg (26.1 lbs)	
9	TCP-0100-375L	Tandem Booster Transfer Kit	Includes 9A, 9B & 9C	
10	TC-251-2250-057	Tandem Booster Insert (Puck) Kit	Includes 10A & 10B	
11	30-101-0003-00	Bottom Sub	9.1 kg (20.1 lbs)	
12	DET-0010-001	Det Cord End Seal		
13	OOO-N569-230	O-Ring, #230, 90 Duro Nitrile		
	OOO-V569-230	O-Ring, #230, 90 Duro Viton		
14	OOO-N569-236	O-Ring, #236, 90 Duro Nitrile		
	OOO-V569-236	O-Ring, #236, 90 Duro Viton		
B	A570010	Detonating Cord XHV 80gr., RDX		
	A572010	Detonating Cord XHV 80gr., HMX		
	-	-		
	Approx. Req'd Detcord Length = (1.136 X Gun Length in Meters) + 0.7m			
C	DET-3050-429	Bi-Directional Booster		
D	HSC-5000-321Z	Charge, 32g RDX, DP	Dry	
	HSC-5000-325F	Charge, 32g RDX, BH	Dry	
	SDP-4500-311NT3	Charge, 39g RDX, SDP, NT3- Super-Hero	Fluid	
	SDP-4500-411NT3	Charge, 39g HMX, SDP, NT3- Super-Hero	Fluid	
	TAG-4500-311	Charge, 39g RDX, DP	Fluid	
--	TAG-4010-180	Blank Charge Case (Non Explosive)		

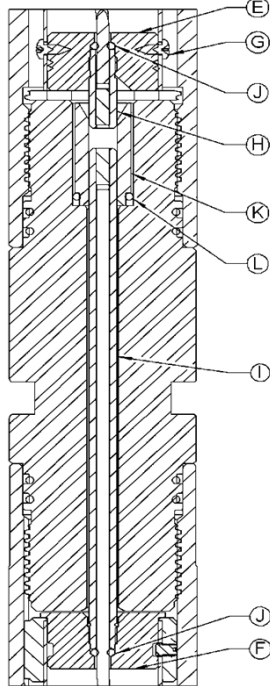


Notes:
 Refer to Technical Section for Temperature Ratings & selection
Worst Case Minimum Recommended Running ID 120.7 mm (4.75 in.)
 See API Data Sheets or call for Individual Charge running ID's.
 Tandem Shot Spacing = 468 mm



16.5spm 60°

Tandem Booster Transfer



See Tech Manuals
MAN-TC-251
Tandem
&
MAN-TC-261 Top
for more details on
booster transfer kits

Firing Heads	A
See TCP Section	
Mech Impact	TC-010
Econo Mech Impact	TC-011
Mech Safety Impact	TC-012
Pressure Activated	TC-020
Press w/ Auto Vent	TC-023
Pr. Auto Vent & Fill	TC-024
Absolute Press	TC-026
Coil Tubing Press	TC-030
CT Safety Impact	TC-031
CT AutoVent	TC-032
Note: TC-011 is Shown	

Detonator	B
See Detonator Section	
Note: DET-3050-006 is Shown	

Wireline Firing Subs	C
Ported Top Fire Sub WT-401	

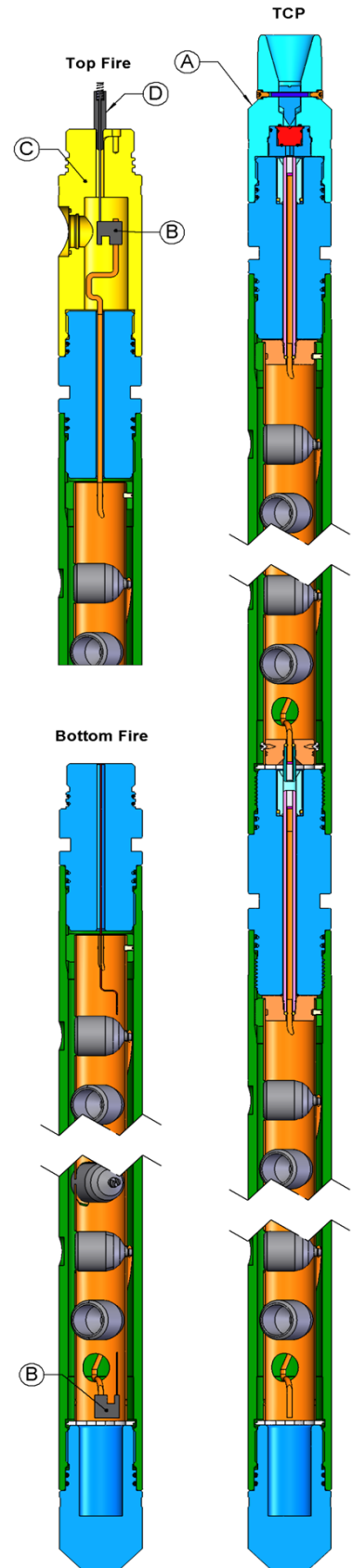
Connectors	D
Electrical Conn. Assy.	HSC-0100-010 & 012

Tandem Sub Booster Kit 2.25 in. (57 mm) Strip	
Part No.	Description
TC-251-2250-057 contains items E, F, & G	Tandem Booster Insert (Puck) Kit
TC-0100-375L contains items H, I, J, K, & L	Booster Kit

Specifications		
Pressure Rating	86 Mpa	12,500 psi
Tensile Strength	136,800 daN	307,500 lbf
Carrier Thread	3.445 - 6 TPI Acme	
Gun Weight Loaded	31.6 kg/m	21.2 lb/ft

Note: Gun Weight Loaded = Carrier + Strip + Charges

Typical Configurations



Optional Subs		
Part No.	Description	
30-101-0001-00	Top Sub, Wireline	8.8 kg (19.4 lbs)
30-101-0001-75	Top Sub, TCP	8.8 kg (19.4 lbs)
30-101-0002-96	Tandem Sub, Side Port Select Fire	17.6 kg (38.7 lbs)
30-101-0003-03	Bottom Sub, 101mm x 2 3/8" EU Pin	8.1 kg (17.9 lbs)
-	-	-
-	-	-