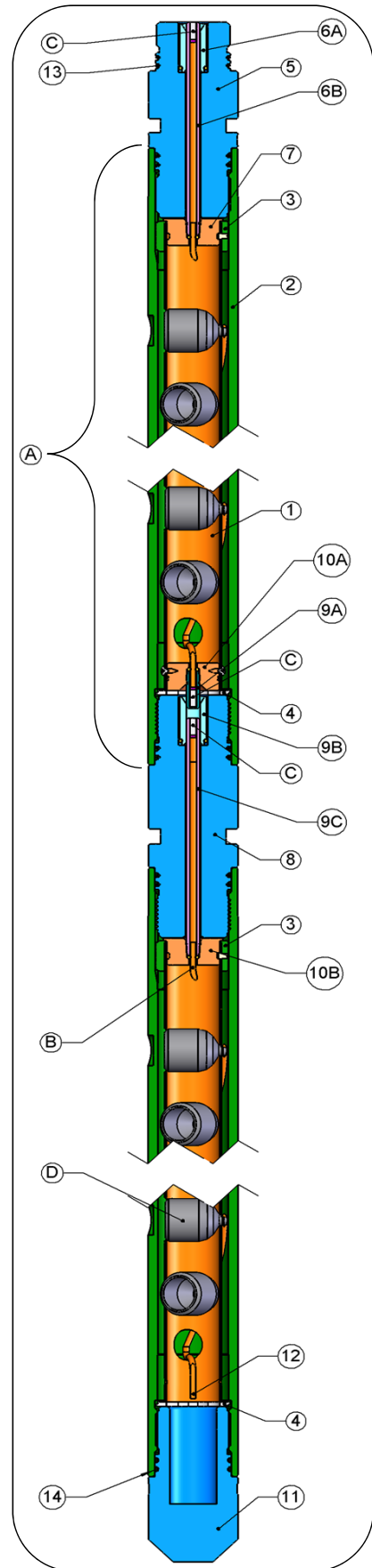
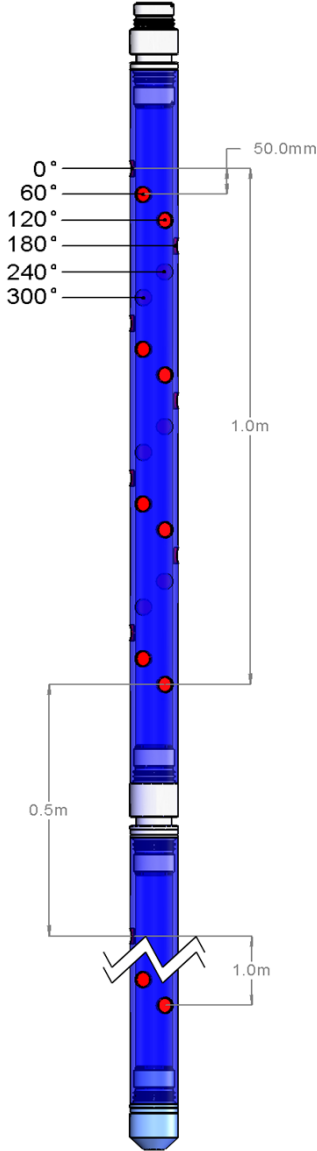
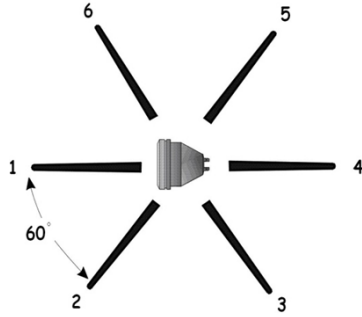


Item	Part No.	Description	
A	31-127-2508-10	Scalloped Gun System, 127mm x 1.0m, 20 spm, 60° Spiral	
	31-127-2508-15	Scalloped Gun System, 127mm x 1.5m, 20 spm, 60° Spiral	
	31-127-2508-20	Scalloped Gun System, 127mm x 2.0m, 20 spm, 60° Spiral	
	31-127-2508-25	Scalloped Gun System, 127mm x 2.5m, 20 spm, 60° Spiral	
	31-127-2508-30	Scalloped Gun System, 127mm x 3.0m, 20 spm, 60° Spiral	
	31-127-2508-35	Scalloped Gun System, 127mm x 3.5m, 20 spm, 60° Spiral	
	31-127-2508-40	Scalloped Gun System, 127mm x 4.0m, 20 spm, 60° Spiral	
	31-127-2508-50	Scalloped Gun System, 127mm x 5.0m, 20 spm, 60° Spiral	
	31-127-2508-60	Scalloped Gun System, 127mm x 6.0m, 20 spm, 60° Spiral Includes items 1, 2, 3 and 4	
1	39-051-2508-10	Tube Strip, 51mm x 1.0m, 20 spm, 60° Spiral	21
	39-051-2508-15	Tube Strip, 51mm x 1.5m, 20 spm, 60° Spiral	31
	39-051-2508-20	Tube Strip, 51mm x 2.0m, 20 spm, 60° Spiral	41
	39-051-2508-25	Tube Strip, 51mm x 2.5m, 20 spm, 60° Spiral	51
	39-051-2508-30	Tube Strip, 51mm x 3.0m, 20 spm, 60° Spiral	61
	39-051-2508-35	Tube Strip, 51mm x 3.5m, 20 spm, 60° Spiral	71
	39-051-2508-40	Tube Strip, 51mm x 4.0m, 20 spm, 60° Spiral	81
	39-051-2508-50	Tube Strip, 51mm x 5.0m, 20 spm, 60° Spiral	101
	39-051-2508-60	Tube Strip, 51mm x 6.0m, 20 spm, 60° Spiral	121
2	31-127-2500-10	Scalloped Carrier, 127mm x 1.0m, 20 spm, 60° Spiral	
	31-127-2500-15	Scalloped Carrier, 127mm x 1.5m, 20 spm, 60° Spiral	
	31-127-2500-20	Scalloped Carrier, 127mm x 2.0m, 20 spm, 60° Spiral	
	31-127-2500-25	Scalloped Carrier, 127mm x 2.5m, 20 spm, 60° Spiral	
	31-127-2500-30	Scalloped Carrier, 127mm x 3.0m, 20 spm, 60° Spiral	
	31-127-2500-35	Scalloped Carrier, 127mm x 3.5m, 20 spm, 60° Spiral	
	31-127-2500-40	Scalloped Carrier, 127mm x 4.0m, 20 spm, 60° Spiral	
	31-127-2500-50	Scalloped Carrier, 127mm x 5.0m, 20 spm, 60° Spiral	
	31-127-2500-60	Scalloped Carrier, 127mm x 6.0m, 20 spm, 60° Spiral Includes item 4	
3	30-127-0005-51	Alignment Collar	
4	30-127-0004-00	Retaining Ring	
5	30-127-0001-75	Top Sub, TCP	13.2 kg (29.1 lbs)
6	TCP-0100-375	Top Sub Booster Transfer Kit	Includes 6A & 6B
7	TC-261-2000-051	Top Sub Booster Puck Kit	
8	30-127-0002-0L	Tandem Sub, Long TCP	20.2 kg (44.5 lbs)
9	TCP-0100-375L	Tandem Booster Transfer Kit	Includes 9A, 9B & 9C
10	TC-251-2000-051	Tandem Booster Insert (Puck) Kit	Includes 10A & 10B
11	30-127-0003-00	Bottom Sub	13.2 kg (29 lbs)
12	DET-0010-001	Det Cord End Seal	
13	OOO-N569-230	O-Ring, #230, 90 Duro Nitrile	
	OOO-V569-230	O-Ring, #230, 90 Duro Viton	
	OOO-N569-346	O-Ring, #346, 90 Duro Nitrile	
	OOO-V569-346	O-Ring, #346, 90 Duro Viton	
B	A578010	Detonating Cord -LS 80gr., RDX	
	A571010	Detonating Cord -LS 80gr., HMX	
	A570010	Detonating Cord XHV 80gr., RDX	
	A572010	Detonating Cord XHV 80gr., HMX	
	Approx. Req'd Detcord Length = (1.177 X Gun Length in Meters) + 0.7m		
C	DET-3050-429	Bi-Directional Booster	
D	TAG-3375-311L	Charge, 19g RDX, DP	Dry
	HSC-3375-301	Charge, 20g RDX, BH	Dry
	SDP-3375-311NT	Charge, 23g RDX, SDP, NT	Dry
	SDP-3375-311NT3	Charge, 25g RDX, SDP, NT3- Hero	Dry
	SDP-3375-411NT3	Charge, 25g HMX, SDP, NT3- Hero	Dry
	SDP-3375-311NT4	Charge, 25g RDX, SDP, NT4- Super-Hero	Dry
	TAG-3375-302	Charge, 25g RDX, GH	Dry
--	TAG-4000-701	Blank Charge Case (Non Explosive)	

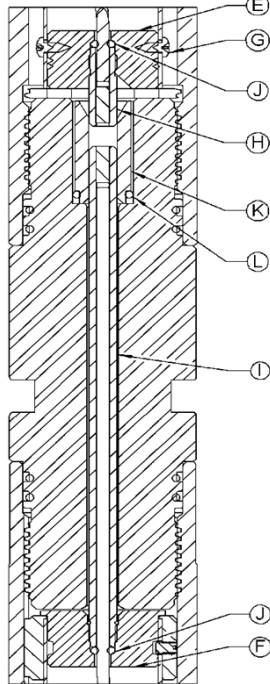


Notes:
 Refer to Technical Section for Temperature Ratings & selection
Worst Case Minimum Recommended Running ID 144.2 mm (5.675 in.)
 See API Data Sheets or call for Individual Charge running ID's.
 Tandem Shot Spacing = 468 mm



20spm 60°

Tandem Booster Transfer



See Tech Manuals
MAN-TC-251
Tandem
&
MAN-TC-261 Top
for more details on
booster transfer kits

Firing Heads	A
See TCP Section	
Mech Impact	TC-010
Econo Mech Impact	TC-011
Mech Safety Impact	TC-012
Pressure Activated	TC-020
Press w/ Auto Vent	TC-023
Pr. Auto Vent & Fill	TC-024
Absolute Press	TC-026
Coil Tubing Press	TC-030
CT Safety Impact	TC-031
CT AutoVent	TC-032
Note: TC-011 is Shown	

Detonator	B
See Detonator Section	
Note: DET-3050-006 is Shown	

Wireline Firing Subs	C
Ported Top Fire Sub	WT-401

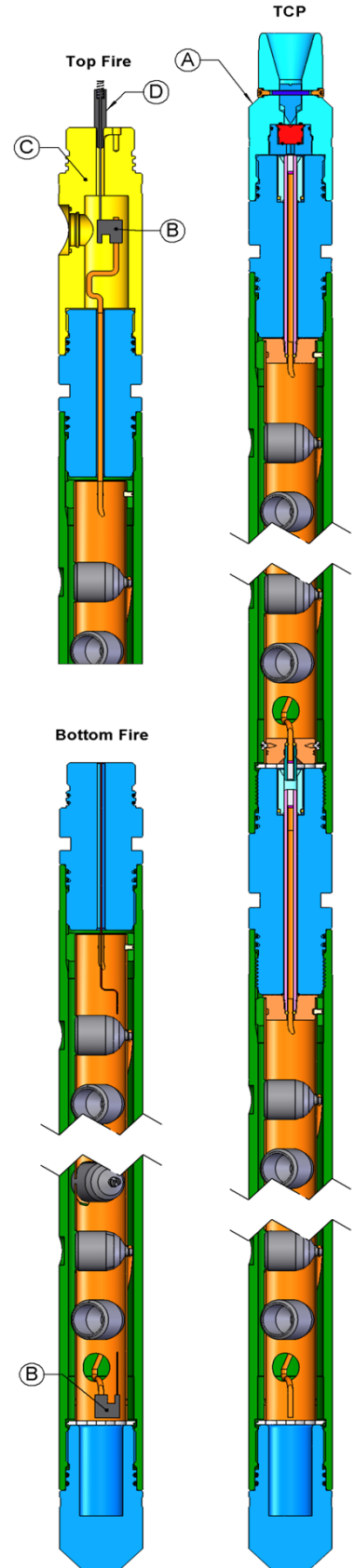
Connectors	D
Electrical Conn. Assy.	HSC-0100-010 & 012

Tandem Sub Booster Kit 2 in. (51 mm) Strip	
Part No.	Description
TC-251-2000-051 contains items E, F, & G	Tandem Booster Insert (Puck) Kit
TC-0100-375L contains items H, I, J, K, & L	Booster Kit

Specifications		
Pressure Rating	72 Mpa	10,500 psi
Tensile Strength	97,500 daN	219,100 lbf
Carrier Thread	4.500 - 6 TPI Stub Acme	
Gun Weight Loaded	36.3 kg/m	24.4 lb/ft

Note: Gun Weight Loaded = Carrier + Strip + Charges

Typical Configurations



Optional Subs		
Part No.	Description	
30-127-0001-00	Top Sub, Wireline	14.5 kg (32 lbs)
30-127-0001-75	Top Sub, TCP	13.2 kg (29.1 lbs)
30-127-0002-96	Tandem Sub, Side Port Select Fire	29.1 kg (64.2 lbs)
-	-	-
-	-	-
-	-	-