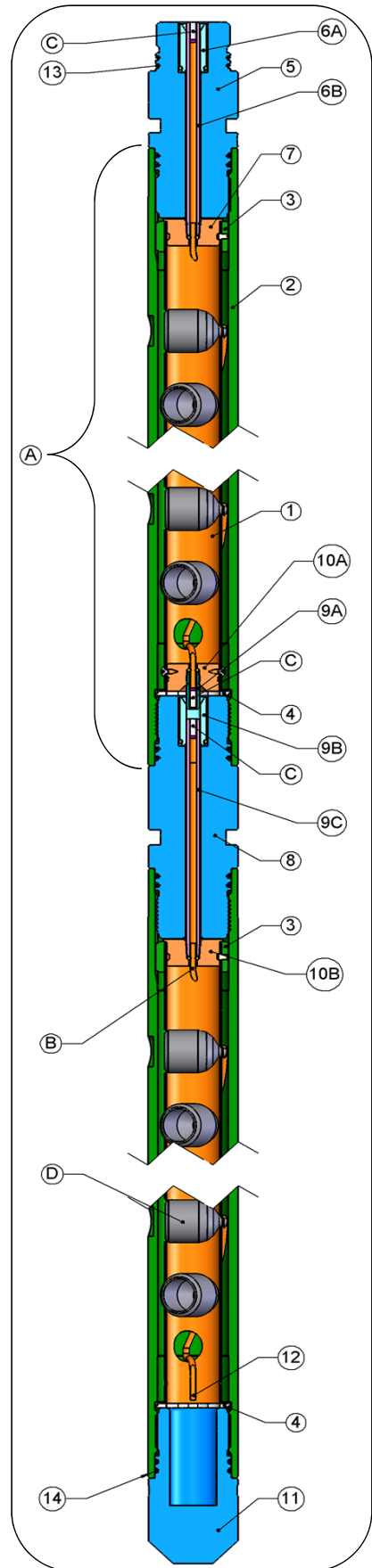
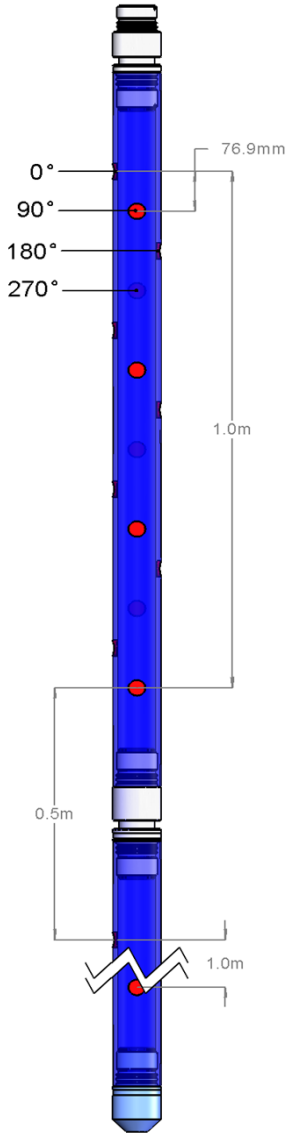
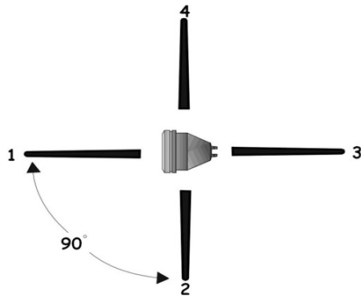


Item	Part No.	Description	
A	31-086-0408-10	Scalloped Gun System, 86mm x 1.0m, 13 spm, 90° Spiral	
	31-086-0408-15	Scalloped Gun System, 86mm x 1.5m, 13 spm, 90° Spiral	
	31-086-0408-20	Scalloped Gun System, 86mm x 2.0m, 13 spm, 90° Spiral	
	31-086-0408-25	Scalloped Gun System, 86mm x 2.5m, 13 spm, 90° Spiral	
	31-086-0408-30	Scalloped Gun System, 86mm x 3.0m, 13 spm, 90° Spiral	
	31-086-0408-35	Scalloped Gun System, 86mm x 3.5m, 13 spm, 90° Spiral	
	31-086-0408-40	Scalloped Gun System, 86mm x 4.0m, 13 spm, 90° Spiral	
	31-086-0408-50	Scalloped Gun System, 86mm x 5.0m, 13 spm, 90° Spiral	
	31-086-0408-60	Scalloped Gun System, 86mm x 6.0m, 13 spm, 90° Spiral Includes items 1, 2, 3 and 4	
1	39-051-0408-10	Tube Strip, 51mm x 1.0m, 13 spm, 90° Spiral	14
	39-051-0408-15	Tube Strip, 51mm x 1.5m, 13 spm, 90° Spiral	20
	39-051-0408-20	Tube Strip, 51mm x 2.0m, 13 spm, 90° Spiral	27
	39-051-0408-25	Tube Strip, 51mm x 2.5m, 13 spm, 90° Spiral	33
	39-051-0408-30	Tube Strip, 51mm x 3.0m, 13 spm, 90° Spiral	40
	39-051-0408-35	Tube Strip, 51mm x 3.5m, 13 spm, 90° Spiral	46
	39-051-0408-40	Tube Strip, 51mm x 4.0m, 13 spm, 90° Spiral	53
	39-051-0408-50	Tube Strip, 51mm x 5.0m, 13 spm, 90° Spiral	66
	39-051-0408-60	Tube Strip, 51mm x 6.0m, 13 spm, 90° Spiral	79
2	31-086-0400-10	Scalloped Carrier, 86mm x 1.0m, 13 spm, 90° Spiral	
	31-086-0400-15	Scalloped Carrier, 86mm x 1.5m, 13 spm, 90° Spiral	
	31-086-0400-20	Scalloped Carrier, 86mm x 2.0m, 13 spm, 90° Spiral	
	31-086-0400-25	Scalloped Carrier, 86mm x 2.5m, 13 spm, 90° Spiral	
	31-086-0400-30	Scalloped Carrier, 86mm x 3.0m, 13 spm, 90° Spiral	
	31-086-0400-35	Scalloped Carrier, 86mm x 3.5m, 13 spm, 90° Spiral	
	31-086-0400-40	Scalloped Carrier, 86mm x 4.0m, 13 spm, 90° Spiral	
	31-086-0400-50	Scalloped Carrier, 86mm x 5.0m, 13 spm, 90° Spiral	
	31-086-0400-60	Scalloped Carrier, 86mm x 6.0m, 13 spm, 90° Spiral Includes item 4	
3	30-086-0005-51	Alignment Collar	
4	30-086-0004-00	Retaining Ring	
5	30-086-0001-75	Top Sub, TCP	6.5 kg (14.4 lbs)
6	TCP-0100-375	Top Sub Booster Transfer Kit	Includes 6A & 6B
7	TC-261-2000-051	Top Sub Booster Puck Kit	
8	30-086-0002-0L	Tandem Sub, Long TCP	8.3 kg (18.4 lbs)
9	TCP-0100-375L	Tandem Booster Transfer Kit	Includes 9A, 9B & 9C
10	TC-251-2000-051	Tandem Booster Insert (Puck) Kit	Includes 10A & 10B
11	30-086-0003-00	Bottom Sub	4.4 kg (9.8 lbs)
12	DET-0010-001	Det Cord End Seal	
13	OOO-N569-230	O-Ring, #230, 90 Duro Nitrile	
	OOO-V569-230	O-Ring, #230, 90 Duro Viton	
	OOO-N569-231	O-Ring, #231, 90 Duro Nitrile	
	OOO-V569-231	O-Ring, #231, 90 Duro Viton	
B	A578010	Detonating Cord -LS 80gr., RDX	
	A571010	Detonating Cord -LS 80gr., HMX	
	-	-	
Approx. Req'd Detcord Length = (1.169 X Gun Length in Meters) + 0.7m			
C	DET-3050-429	Bi-Directional Booster	
D	TAG-3375-311L	Charge, 19g RDX, DP	Dry
	HSC-3375-301	Charge, 20g RDX, BH	Dry
	SDP-3375-311NT	Charge, 23g RDX, SDP, NT	Dry
	SDP-3375-311NT3	Charge, 25g RDX, SDP, NT3- Hero	Dry
	SDP-3375-411NT3	Charge, 25g HMX, SDP, NT3- Hero	Dry
	SDP-3375-311NT4	Charge, 25g RDX, SDP, NT4- Super-Hero	Dry
	TAG-3375-302	Charge, 25g RDX, GH	Dry
--	TAG-3375-905	Blank Charge Case (Non Explosive)	

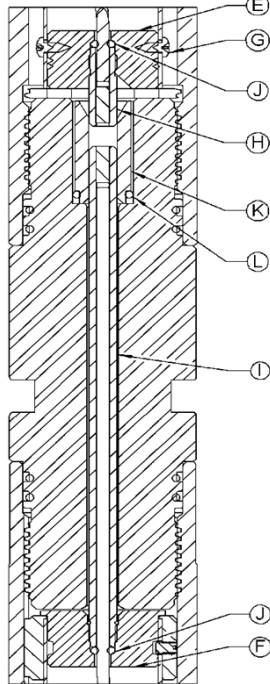


Notes:
 Refer to Technical Section for Temperature Ratings & selection
Worst Case Minimum Recommended Running ID 96.6 mm (3.8 in.)
 See API Data Sheets or call for Individual Charge running ID's.
 Tandem Shot Spacing = 488 mm



13spm 90°

Tandem Booster Transfer



See Tech Manuals
MAN-TC-251
Tandem
&
MAN-TC-261 Top
for more details on
booster transfer kits

Firing Heads	A
See TCP Section	
Mech Impact	TC-010
Econo Mech Impact	TC-011
Mech Safety Impact	TC-012
Pressure Activated	TC-020
Press w/ Auto Vent	TC-023
Pr. Auto Vent & Fill	TC-024
Absolute Press	TC-026
Coil Tubing Press	TC-030
CT Safety Impact	TC-031
CT AutoVent	TC-032
Note: TC-011 is Shown	

Detonator	B
See Detonator Section	
Note: DET-3050-006 is Shown	

Wireline Firing Subs	C
Ported Top Fire Sub	WT-401

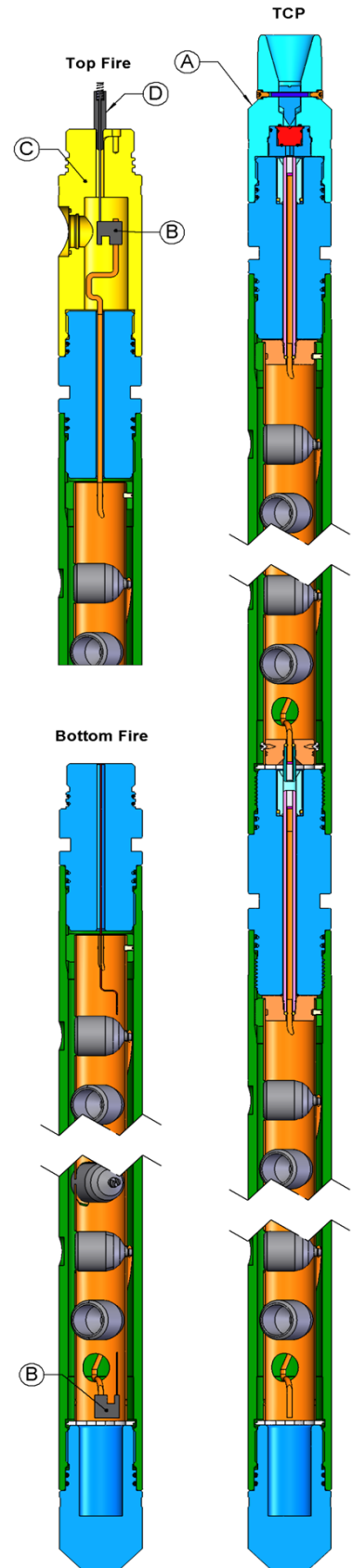
Connectors	D
Electrical Conn. Assy.	HSC-0100-010 & 012

Tandem Sub Booster Kit 2 in. (51 mm) Strip	
Part No.	Description
TC-251-2000-051 contains items E, F, & G	Tandem Booster Insert (Puck) Kit
TC-0100-375L contains items H, I, J, K, & L	Booster Kit

Specifications		
Pressure Rating	145 Mpa	21,000 psi
Tensile Strength	114,600 daN	257,600 lbf
Carrier Thread	2.818 - 6 TPI Acme	
Gun Weight Loaded	24.4 kg/m	16.3 lb/ft

Note: Gun Weight Loaded = Carrier + Strip + Charges

Typical Configurations



Optional Subs		
Part No.	Description	
30-086-0001-00	Top Sub, Wireline	6.1 kg (13.4 lbs)
30-086-0001-75	Top Sub, TCP	6.5 kg (14.3 lbs)
30-086-0001-6L	Orienting Top Sub, TCP	6.5 kg (14.3 lbs)
30-086-0002-96	Tandem Sub, Side Port Select Fire	12.8 kg (28.3 lbs)
30-086-0003-02	Bottom Sub, 86mm x 2 3/8" EU Pin	4.4 kg (9.6 lbs)
30-086-0003-7L	Orienting Bull Plug w/ 2 3/8" EU Pin	4.4 kg (9.6 lbs)