



Owen Oil Tools

Technical Manual

Metric Gun System

MAN-MetricGunSystem

Caution

Safety Information

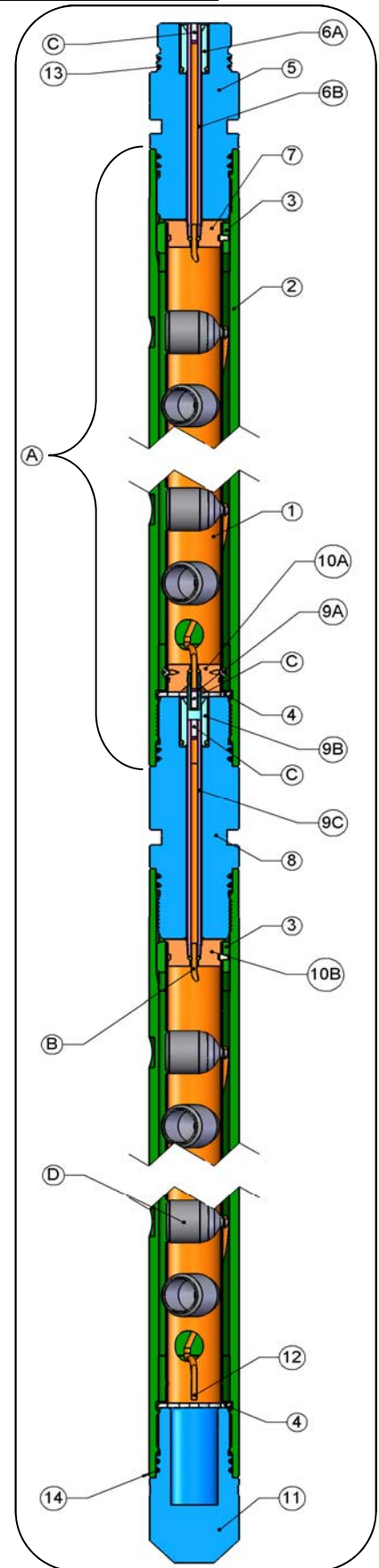
If you are not properly trained in the handling, and use of explosives devices, do not attempt the assembly of any Owen Oil Tools Perforating Systems or Firing Devices.

Technical Assistance

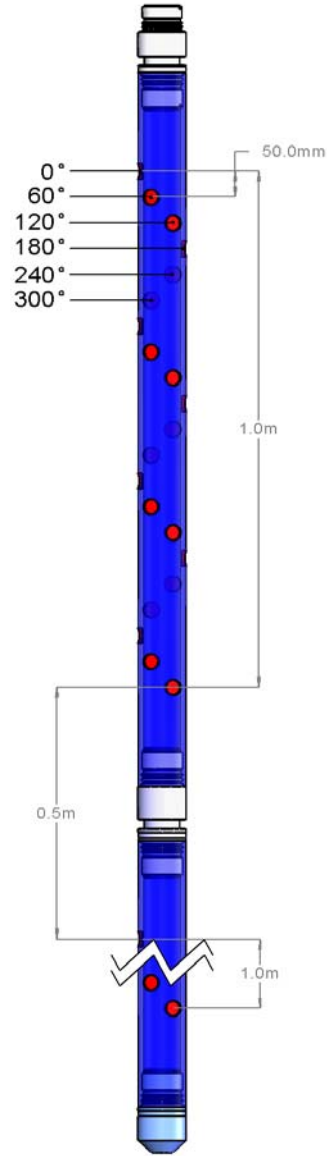
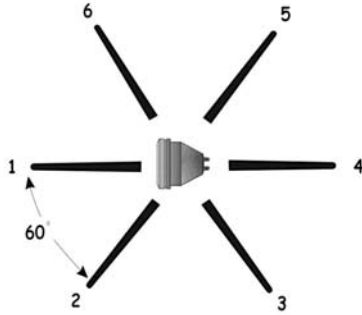
For technical assistance, please call or contact your local support station.



Item	Part No.	Description		
A	31-073-2534-10	Scalloped Gun System, 73mm x 1.0m, 20 spm, 60° Spiral		
	31-073-2534-15	Scalloped Gun System, 73mm x 1.5m, 20 spm, 60° Spiral		
	31-073-2534-20	Scalloped Gun System, 73mm x 2.0m, 20 spm, 60° Spiral		
	31-073-2534-25	Scalloped Gun System, 73mm x 2.5m, 20 spm, 60° Spiral		
	31-073-2534-30	Scalloped Gun System, 73mm x 3.0m, 20 spm, 60° Spiral		
	31-073-2534-35	Scalloped Gun System, 73mm x 3.5m, 20 spm, 60° Spiral		
	31-073-2534-40	Scalloped Gun System, 73mm x 4.0m, 20 spm, 60° Spiral		
	31-073-2534-50	Scalloped Gun System, 73mm x 5.0m, 20 spm, 60° Spiral		
	31-073-2534-60	Scalloped Gun System, 73mm x 6.0m, 20 spm, 60° Spiral Includes items 1, 2, 3 and 4		
1	39-045-2534-10	Tube Strip, 45mm x 1.0m, 20 spm, 60° Spiral	21	
	39-045-2534-15	Tube Strip, 45mm x 1.5m, 20 spm, 60° Spiral	31	
	39-045-2534-20	Tube Strip, 45mm x 2.0m, 20 spm, 60° Spiral	41	
	39-045-2534-25	Tube Strip, 45mm x 2.5m, 20 spm, 60° Spiral	51	
	39-045-2534-30	Tube Strip, 45mm x 3.0m, 20 spm, 60° Spiral	61	
	39-045-2534-35	Tube Strip, 45mm x 3.5m, 20 spm, 60° Spiral	71	
	39-045-2534-40	Tube Strip, 45mm x 4.0m, 20 spm, 60° Spiral	81	
	39-045-2534-50	Tube Strip, 45mm x 5.0m, 20 spm, 60° Spiral	101	
		39-045-2534-60	Tube Strip, 45mm x 6.0m, 20 spm, 60° Spiral	121
	2	31-073-2500-10	Scalloped Carrier, 73mm x 1.0m, 20 spm, 60° Spiral	
31-073-2500-15		Scalloped Carrier, 73mm x 1.5m, 20 spm, 60° Spiral		
31-073-2500-20		Scalloped Carrier, 73mm x 2.0m, 20 spm, 60° Spiral		
31-073-2500-25		Scalloped Carrier, 73mm x 2.5m, 20 spm, 60° Spiral		
31-073-2500-30		Scalloped Carrier, 73mm x 3.0m, 20 spm, 60° Spiral		
31-073-2500-35		Scalloped Carrier, 73mm x 3.5m, 20 spm, 60° Spiral		
31-073-2500-40		Scalloped Carrier, 73mm x 4.0m, 20 spm, 60° Spiral		
31-073-2500-50		Scalloped Carrier, 73mm x 5.0m, 20 spm, 60° Spiral		
		31-073-2500-60	Scalloped Carrier, 73mm x 6.0m, 20 spm, 60° Spiral Includes item 4	
3		30-073-0005-45	Alignment Collar	
4	30-073-0004-00	Retaining Ring		
5	30-073-0001-75	Top Sub, TCP	5.7 kg (12.6 lbs)	
6	TCP-0100-375	Top Sub Booster Transfer Kit	Includes 6A & 6B	
7	TC-261-1750-045	Top Sub Booster Puck Kit		
8	30-073-0002-0L	Tandem Sub, Long TCP	6.1 kg (13.4 lbs)	
9	TCP-0100-375L	Tandem Booster Transfer Kit	Includes 9A, 9B & 9C	
10	TC-251-1750-045	Tandem Booster Insert (Puck) Kit	Includes 10A & 10B	
11	30-073-0003-00	Bottom Sub	3.1 kg (6.8 lbs)	
12	DET-0010-001	Det Cord End Seal		
13	OOO-N569-230	O-Ring, #230, 90 Duro Nitrile		
	OOO-V569-230	O-Ring, #230, 90 Duro Viton		
	OOO-N569-228	O-Ring, #228, 90 Duro Nitrile		
	OOO-V569-228	O-Ring, #228, 90 Duro Viton		
B	A578010	Detonating Cord -LS 80gr., RDX		
	A571010	Detonating Cord -LS 80gr., HMX		
	-	-		
		Approx. Req'd Detcord Length = (1.13 X Gun Length in Meters) + 0.7m		
C	DET-3050-429	Bi-Directional Booster		
D	SDP-2875-402NT3	Charge, 16g HMX, SDP, NT3- Hero	Fluid	
	TAG-3125-301	Charge, 15g RDX, BH	Fluid	
	TAG-3125-302	Charge, 15g RDX, SDP	Fluid	
--	TAG-2875-170	Blank Charge Case (Non Explosive)		

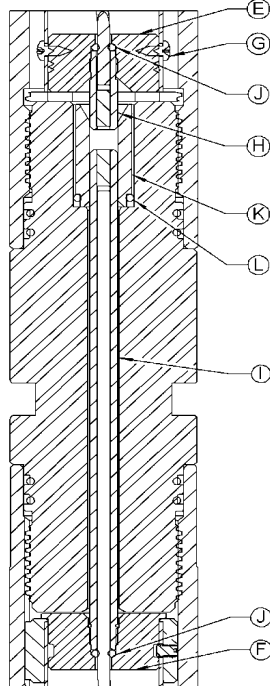


Notes:
 Refer to Technical Section for Temperature Ratings & selection
Worst Case Minimum Recommended Running ID 88.9 mm (3.5 in.)
 See API Data Sheets or call for Individual Charge running ID's.
 Tandem Shot Spacing = 0.5 m (469 mm)



20spm 60°

Tandem Booster Transfer



See Tech Manuals
MAN-TC-251
Tandem
&
MAN-TC-261 Top
for more details on
booster transfer kits

Specifications		
Pressure Rating	155 Mpa	22,500 psi
Tensile Strength	66,100 daN	148,400 lbf
Carrier Thread	2.505 - 6 TPI Acme	
Gun Weight Loaded	18.5 kg/m	12.4 lb/ft

Note: Gun Weight Loaded = Carrier + Strip + Charges

Firing Heads	A
See TCP Section	
Mech Impact	TC-010
Econo Mech Impact	TC-011
Mech Safety Impact	TC-012
Pressure Activated	TC-020
Press w/ Auto Vent	TC-023
Pr. Auto Vent & Fill	TC-024
Absolute Press	TC-026
Coil Tubing Press	TC-030
CT Safety Impact	TC-031
CT AutoVent	TC-032

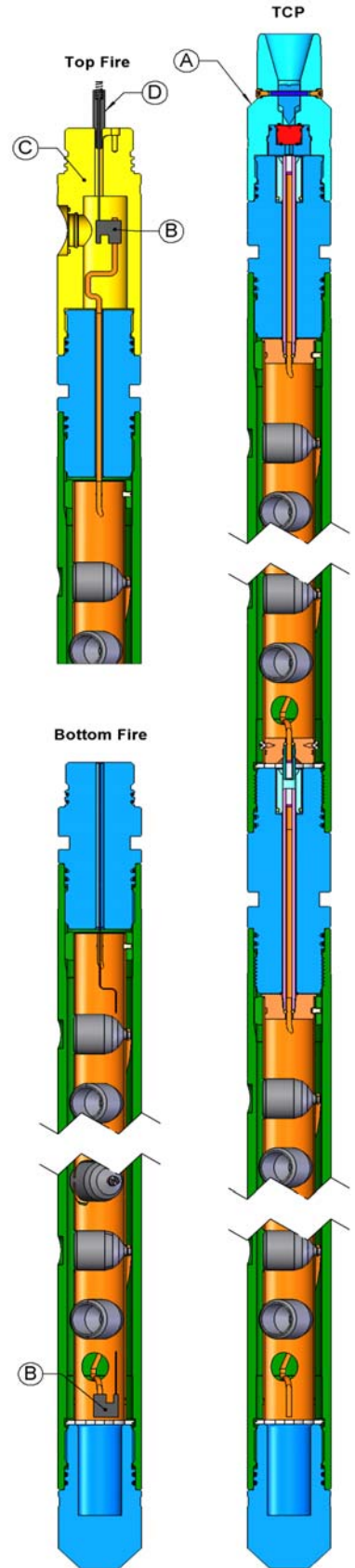
Detonator	B
See Detonator Section	
Note: DET-3050-006 is Shown	

Wireline Firing Subs	C
Ported Top Fire Sub	WT-401

Connectors	D
Electrical Conn. Assy.	HSC-0100-010 & 012



Tandem Sub Booster Kit 1.75 in. (45 mm) Strip	
Part No.	Description
TC-251-1750-045 contains items E, F, & G	Tandem Booster Insert (Puck) Kit
TCP-0100-375L contains items H, I, J, K, & L	Booster Kit

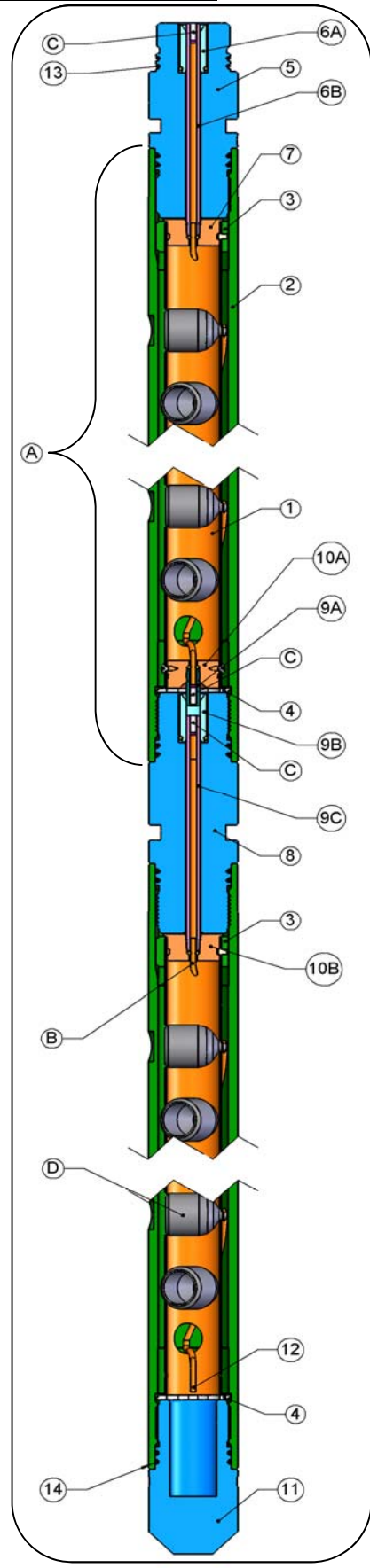
Typical Configurations



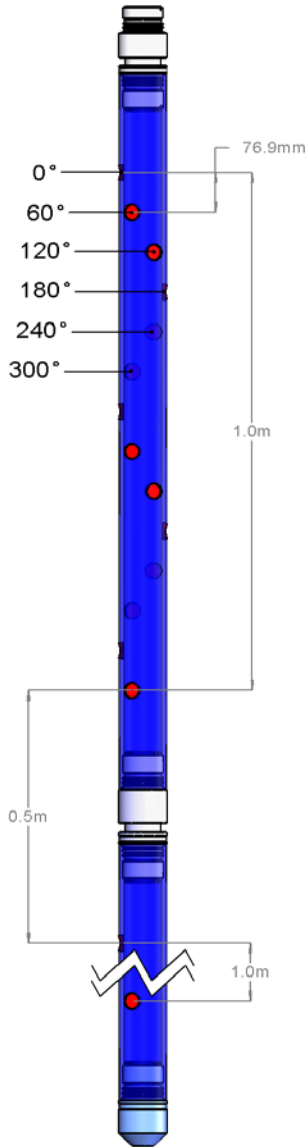
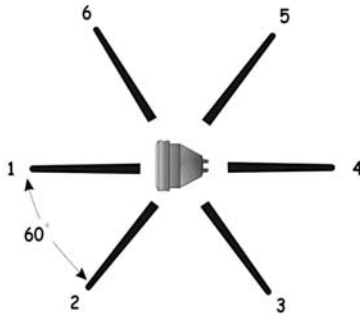
Optional Subs		
Part No.	Description	
30-073-0001-00	Top Sub, Wireline	6.2 kg (13.6 lbs)
30-073-0003-01	Bottom Sub, 73mm x 2 3/8" EU Pin	4.2 kg (9.3 lbs)
30-073-0002-95	Tandem Sub, Side Port Select Fire	5.5 kg (12.2 lbs)
-	-	-
-	-	-
-	-	-



Item	Part No.	Description	
A	31-079-2105-10	Scalloped Gun System, 79mm x 1.0m, 13 spm, 60° Spiral	
	31-079-2105-15	Scalloped Gun System, 79mm x 1.5m, 13 spm, 60° Spiral	
	31-079-2105-20	Scalloped Gun System, 79mm x 2.0m, 13 spm, 60° Spiral	
	31-079-2105-25	Scalloped Gun System, 79mm x 2.5m, 13 spm, 60° Spiral	
	31-079-2105-30	Scalloped Gun System, 79mm x 3.0m, 13 spm, 60° Spiral	
	31-079-2105-35	Scalloped Gun System, 79mm x 3.5m, 13 spm, 60° Spiral	
	31-079-2105-40	Scalloped Gun System, 79mm x 4.0m, 13 spm, 60° Spiral	
	31-079-2105-50	Scalloped Gun System, 79mm x 5.0m, 13 spm, 60° Spiral	
	31-079-2105-60	Scalloped Gun System, 79mm x 6.0m, 13 spm, 60° Spiral Includes items 1, 2, 3 and 4	
1	39-051-2105-10	Tube Strip, 51mm x 1.0m, 13 spm, 60° Spiral	14
	39-051-2105-15	Tube Strip, 51mm x 1.5m, 13 spm, 60° Spiral	20
	39-051-2105-20	Tube Strip, 51mm x 2.0m, 13 spm, 60° Spiral	27
	39-051-2105-25	Tube Strip, 51mm x 2.5m, 13 spm, 60° Spiral	33
	39-051-2105-30	Tube Strip, 51mm x 3.0m, 13 spm, 60° Spiral	40
	39-051-2105-35	Tube Strip, 51mm x 3.5m, 13 spm, 60° Spiral	46
	39-051-2105-40	Tube Strip, 51mm x 4.0m, 13 spm, 60° Spiral	53
	39-051-2105-50	Tube Strip, 51mm x 5.0m, 13 spm, 60° Spiral	66
		39-051-2105-60	Tube Strip, 51mm x 6.0m, 13 spm, 60° Spiral
2	31-079-2100-10	Scalloped Carrier, 79mm x 1.0m, 13 spm, 60° Spiral	
	31-079-2100-15	Scalloped Carrier, 79mm x 1.5m, 13 spm, 60° Spiral	
	31-079-2100-20	Scalloped Carrier, 79mm x 2.0m, 13 spm, 60° Spiral	
	31-079-2100-25	Scalloped Carrier, 79mm x 2.5m, 13 spm, 60° Spiral	
	31-079-2100-30	Scalloped Carrier, 79mm x 3.0m, 13 spm, 60° Spiral	
	31-079-2100-35	Scalloped Carrier, 79mm x 3.5m, 13 spm, 60° Spiral	
	31-079-2100-40	Scalloped Carrier, 79mm x 4.0m, 13 spm, 60° Spiral	
	31-079-2100-50	Scalloped Carrier, 79mm x 5.0m, 13 spm, 60° Spiral	
		31-079-2100-60	Scalloped Carrier, 79mm x 6.0m, 13 spm, 60° Spiral Includes item 4
3	30-079-0005-51	Alignment Collar	
4	30-079-0004-00	Retaining Ring	
5	30-079-0001-75	Top Sub, TCP	6 kg (13.2 lbs)
6	TCP-0100-375	Top Sub Booster Transfer Kit	Includes 6A & 6B
7	TC-261-2000-051	Top Sub Booster Puck Kit	
8	30-079-0002-0L	Tandem Sub, Long TCP	7.5 kg (16.6 lbs)
9	TCP-0100-375L	Tandem Booster Transfer Kit	Includes 9A, 9B & 9C
10	TC-251-2000-051	Tandem Booster Insert (Puck) Kit	Includes 10A & 10B
11	30-079-0003-00	Bottom Sub	4 kg (8.8 lbs)
12	DET-0010-001	Det Cord End Seal	
13	OOO-N569-230	O-Ring, #230, 90 Duro Nitrile	
	OOO-V569-230	O-Ring, #230, 90 Duro Viton	
	OOO-N569-230	O-Ring, #230, 90 Duro Nitrile	
14	OOO-V569-230	O-Ring, #230, 90 Duro Viton	
	A578010	Detonating Cord -LS 80gr., RDX	
	A571010	Detonating Cord -LS 80gr., HMX	
	-	-	
		Approx. Req'd Detcord Length = (1.071 X Gun Length in Meters) + 0.7m	
C	DET-3050-429	Bi-Directional Booster	
D	HSC-3375-301	Charge, 20g RDX, BH	Dry
	SDP-3125-311NT4	Charge, 21g RDX, SDP, NT4- Super-Hero	Dry
	SDP-3125-411NT4	Charge, 21g HMX, SDP, NT4- Super-Hero	Dry
	SDP-3375-311NT	Charge, 23g RDX, SDP	Dry
	TAG-3375-311L	Charge, 19g RDX, DP	Dry
		 	
--	TAG-4000-266	Blank Charge Case (Non Explosive)	

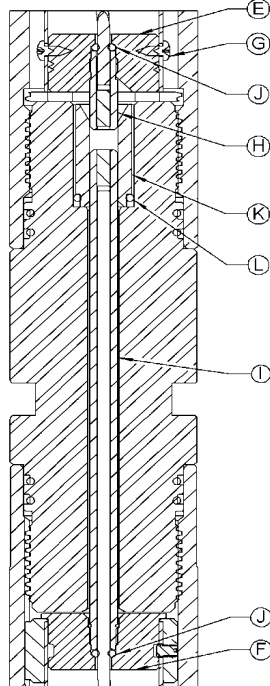


Notes:
 Refer to Technical Section for Temperature Ratings & selection
Worst Case Minimum Recommended Running ID 92.3 mm (3.63 in.)
 See API Data Sheets or call for Individual Charge running ID's.
 Tandem Shot Spacing = 0.5 m (488 mm)



13spm 60°

Tandem Booster Transfer



See Tech Manuals
MAN-TC-251
Tandem
&
MAN-TC-261 Top
for more details on
booster transfer kits

Specifications		
Pressure Rating	145 Mpa	21,000 psi
Tensile Strength	70,100 daN	157,500 lbf
Carrier Thread	2.755 - 6 TPI Acme	
Gun Weight Loaded	18.9 kg/m	12.7 lb/ft

Note: Gun Weight Loaded = Carrier + Strip + Charges

Firing Heads	A
See TCP Section	
Mech Impact	TC-010
Econo Mech Impact	TC-011
Mech Safety Impact	TC-012
Pressure Activated	TC-020
Press w/ Auto Vent	TC-023
Pr. Auto Vent & Fill	TC-024
Absolute Press	TC-026
Coil Tubing Press	TC-030
CT Safety Impact	TC-031
CT AutoVent	TC-032

Note: TC-011 is Shown

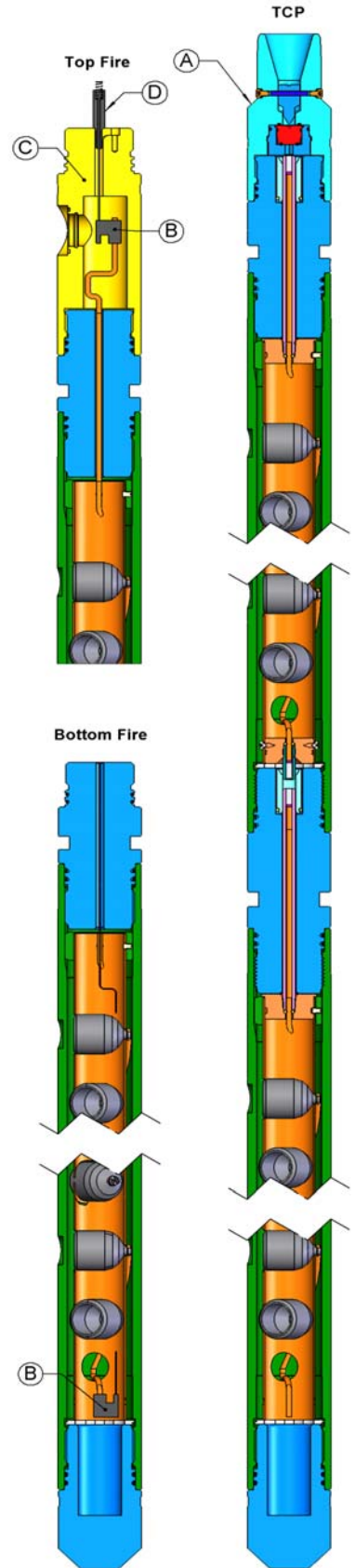
Detonator	B
See Detonator Section	
Note: DET-3050-006 is Shown	

Wireline Firing Subs	C
Ported Top Fire Sub	WT-401

Connectors	D
Electrical Conn. Assy.	HSC-0100-010 & 012

Tandem Sub Booster Kit 2 in. (51 mm) Strip	
Part No.	Description
TC-251-2000-051 contains items E, F, & G	Tandem Booster Insert (Puck) Kit
TCP-0100-375L contains items H, I, J, K, & L	Booster Kit

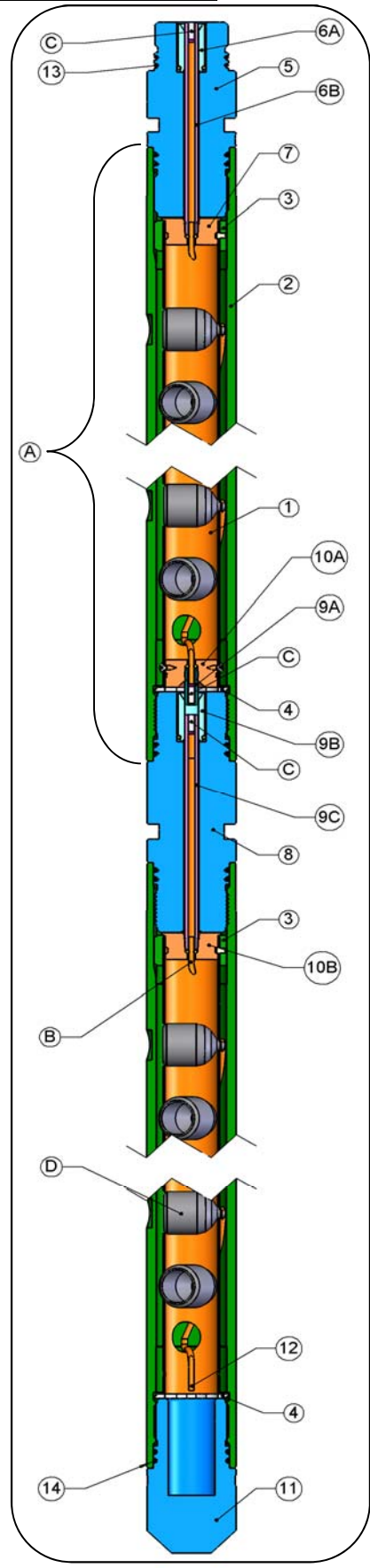
Typical Configurations



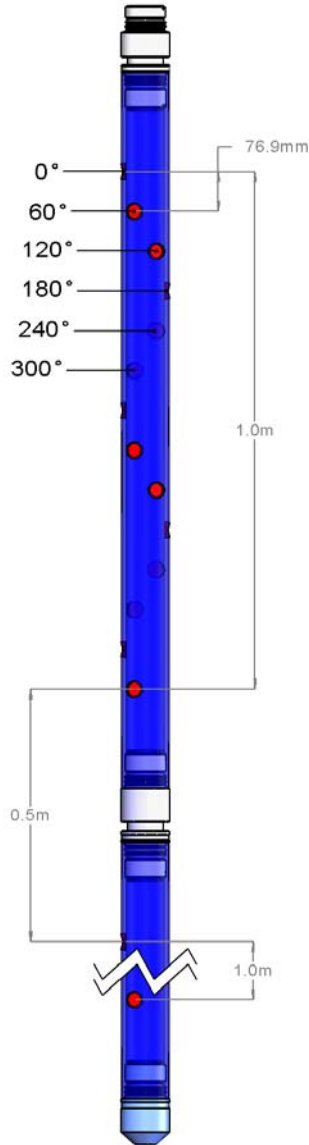
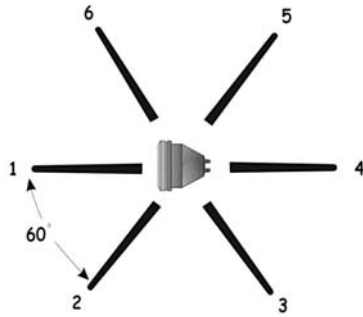
Optional Subs		
Part No.	Description	
30-079-0001-00	Top Sub, Wireline	5.8 kg (12.7 lbs)
30-079-0003-01	Bottom Sub, 79mm x 20" Long Weighted	17.4 kg (38.3 lbs)
30-079-0003-02	Bottom Sub, 79mm x 2 3/8" EU Pin	4.9 kg (10.9 lbs)
30-079-0002-95	Tandem Sub, Side Port Select Fire	6.4 kg (14 lbs)
-	-	-
-	-	-



Item	Part No.	Description	
A	31-086-2108-10	Scalloped Gun System, 86mm x 1.0m, 13 spm, 60° Spiral	
	31-086-2108-15	Scalloped Gun System, 86mm x 1.5m, 13 spm, 60° Spiral	
	31-086-2108-20	Scalloped Gun System, 86mm x 2.0m, 13 spm, 60° Spiral	
	31-086-2108-25	Scalloped Gun System, 86mm x 2.5m, 13 spm, 60° Spiral	
	31-086-2108-30	Scalloped Gun System, 86mm x 3.0m, 13 spm, 60° Spiral	
	31-086-2108-35	Scalloped Gun System, 86mm x 3.5m, 13 spm, 60° Spiral	
	31-086-2108-40	Scalloped Gun System, 86mm x 4.0m, 13 spm, 60° Spiral	
	31-086-2108-50	Scalloped Gun System, 86mm x 5.0m, 13 spm, 60° Spiral	
	31-086-2108-60	Scalloped Gun System, 86mm x 6.0m, 13 spm, 60° Spiral Includes items 1, 2, 3 and 4	
1	39-054-2108-10	Tube Strip, 54mm x 1.0m, 13 spm, 60° Spiral	14
	39-054-2108-15	Tube Strip, 54mm x 1.5m, 13 spm, 60° Spiral	20
	39-054-2108-20	Tube Strip, 54mm x 2.0m, 13 spm, 60° Spiral	27
	39-054-2108-25	Tube Strip, 54mm x 2.5m, 13 spm, 60° Spiral	33
	39-054-2108-30	Tube Strip, 54mm x 3.0m, 13 spm, 60° Spiral	40
	39-054-2108-35	Tube Strip, 54mm x 3.5m, 13 spm, 60° Spiral	46
	39-054-2108-40	Tube Strip, 54mm x 4.0m, 13 spm, 60° Spiral	53
	39-054-2108-50	Tube Strip, 54mm x 5.0m, 13 spm, 60° Spiral	66
	39-054-2108-60	Tube Strip, 54mm x 6.0m, 13 spm, 60° Spiral	79
2	31-086-2100-10	Scalloped Carrier, 86mm x 1.0m, 13 spm, 60° Spiral	
	31-086-2100-15	Scalloped Carrier, 86mm x 1.5m, 13 spm, 60° Spiral	
	31-086-2100-20	Scalloped Carrier, 86mm x 2.0m, 13 spm, 60° Spiral	
	31-086-2100-25	Scalloped Carrier, 86mm x 2.5m, 13 spm, 60° Spiral	
	31-086-2100-30	Scalloped Carrier, 86mm x 3.0m, 13 spm, 60° Spiral	
	31-086-2100-35	Scalloped Carrier, 86mm x 3.5m, 13 spm, 60° Spiral	
	31-086-2100-40	Scalloped Carrier, 86mm x 4.0m, 13 spm, 60° Spiral	
	31-086-2100-50	Scalloped Carrier, 86mm x 5.0m, 13 spm, 60° Spiral	
	31-086-2100-60	Scalloped Carrier, 86mm x 6.0m, 13 spm, 60° Spiral Includes item 4	
3	30-086-0005-54	Alignment Collar	
4	30-086-0004-00	Retaining Ring	
5	30-086-0001-75	Top Sub, TCP	6.5 kg (14.4 lbs)
6	TCP-0100-375	Top Sub Booster Transfer Kit	Includes 6A & 6B
7	TC-261-2125-054	Top Sub Booster Puck Kit	
8	30-086-0002-0L	Tandem Sub, Long TCP	8.3 kg (18.4 lbs)
9	TCP-0100-375L	Tandem Booster Transfer Kit	Includes 9A, 9B & 9C
10	TC-251-2125-054	Tandem Booster Insert (Puck) Kit	Includes 10A & 10B
11	30-086-0003-00	Bottom Sub	4.4 kg (9.8 lbs)
12	DET-0010-001	Det Cord End Seal	
13	OOO-N569-230	O-Ring, #230, 90 Duro Nitrile	
	OOO-V569-230	O-Ring, #230, 90 Duro Viton	
	OOO-N569-231	O-Ring, #231, 90 Duro Nitrile	
	OOO-V569-231	O-Ring, #231, 90 Duro Viton	
B	A578010	Detonating Cord -LS 80gr., RDX	Z
	A571010	Detonating Cord -LS 80gr., HMX	
	-	-	
	Approx. Req'd Detcord Length = (1.078 X Gun Length in Meters) + 0.7m		
C	DET-3050-429	Bi-Directional Booster	
D	TAG-3375-311L	Charge, 19g RDX, DP	Dry
	HSC-3375-301	Charge, 20g RDX, BH	Dry
	SDP-3375-311NT	Charge, 23g RDX, SDP	Dry
	HSC-4000-318	Charge, 26g RDX, DP	Dry
	TAG-3375-302	Charge, 25g RDX, GH	Dry
	SDP-3375-311NT3	Charge, 25g RDX, SDP, NT3- Hero	Dry
	SDP-3375-411NT3	Charge, 25g HMX, SDP, NT3- Hero	Dry
	TAG-5000-360	Charge, 32g RDX, DP	Dry
--	TAG-3375-905	Blank Charge Case (Non Explosive)	

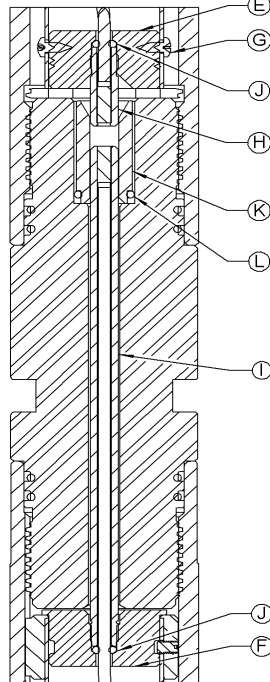


Notes:
 Refer to Technical Section for Temperature Ratings & selection
Worst Case Minimum Recommended Running ID 99.9 mm (3.93 in.)
 See API Data Sheets or call for Individual Charge running ID's.
 Tandem Shot Spacing = 0.5 m (488 mm)



13spm 60°

Tandem Booster Transfer



See Tech Manuals
MAN-TC-251
Tandem
&
MAN-TC-261 Top
for more details on
booster transfer kits

Firing Heads	A
See TCP Section	
Mech Impact	TC-010
Econo Mech Impact	TC-011
Mech Safety Impact	TC-012
Pressure Activated	TC-020
Press w/ Auto Vent	TC-023
Pr. Auto Vent & Fill	TC-024
Absolute Press	TC-026
Coil Tubing Press	TC-030
CT Safety Impact	TC-031
CT AutoVent	TC-032
Note: TC-011 is Shown	

Detonator	B
See Detonator Section	
Note: DET-3050-006 is Shown	

Wireline Firing Subs	C
Ported Top Fire Sub	WT-401

Connectors	D
Electrical Conn. Assy.	HSC-0100-010 & 012

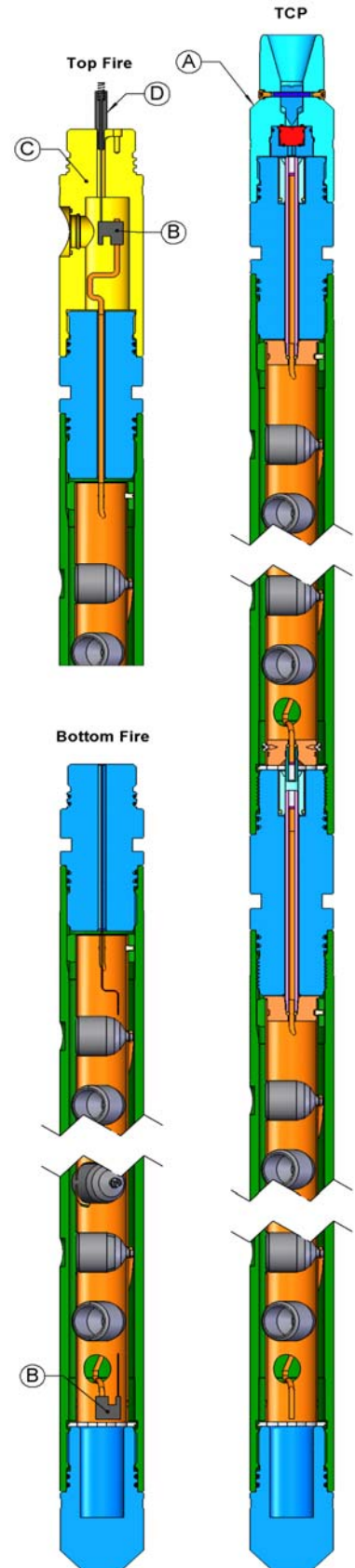
Tandem Sub Booster Kit 2.125 in. (54 mm) Strip

Part No.	Description
TC-251-2125-054 contains items E, F, & G	Tandem Booster Insert (Puck) Kit
TCP-0100-375L contains items H, I, J, K, & L	Booster Kit

Specifications		
Pressure Rating	138 Mpa	20,000 psi
Tensile Strength	114,600 daN	257,600 lbf
Carrier Thread	2.818 - 6 TPI Acme	
Gun Weight Loaded	24.5 kg/m	16.4 lb/ft

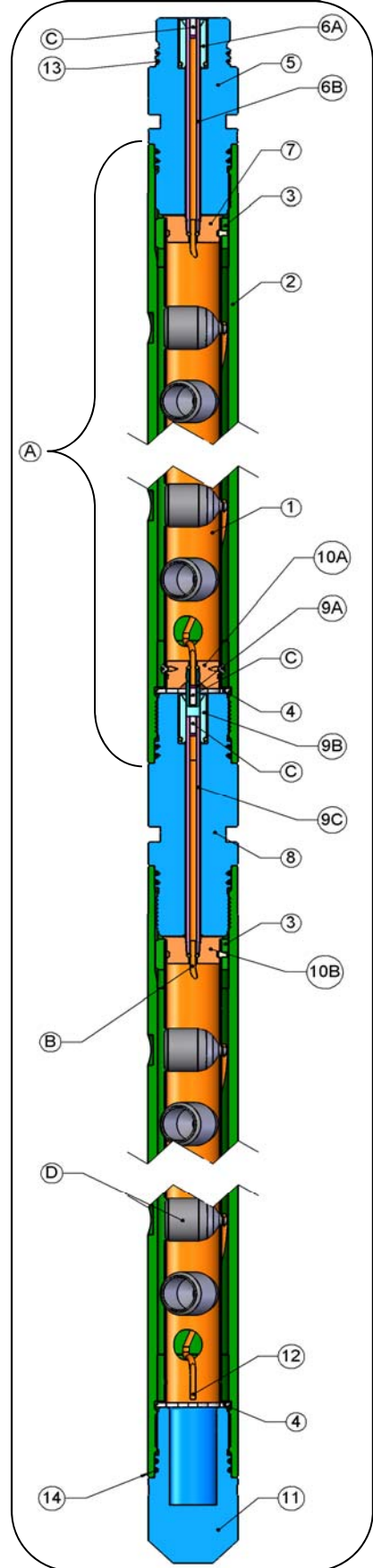
Note: Gun Weight Loaded = Carrier + Strip + Charges

Typical Configurations

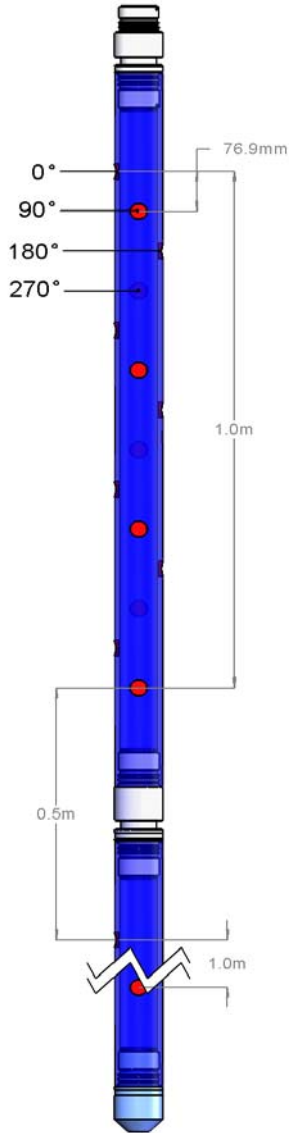
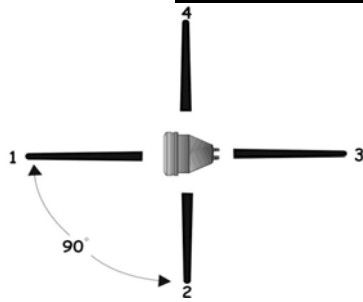


Optional Subs		
Part No.	Description	
30-086-0001-00	Top Sub, Wireline	6.1 kg (13.5 lbs)
30-086-0003-01	Bottom Sub, 86mm x 20" Long Weighted	19.9 kg (43.8 lbs)
30-086-0003-02	Bottom Sub, 86mm x 2 3/8" EU Pin	4.4 kg (9.6 lbs)
30-086-0003-05	Bottom Sub, 86mm x 2 3/8" EU Box	4 kg (8.8 lbs)
30-086-0112-0L	Tandem Sub, Orienting 86mm	8.1 kg (17.8 lbs)
30-086-0002-95	Tandem Sub, Side Port Select Fire	6.7 kg (14.7 lbs)

Item	Part No.	Description	
A	31-086-0408-10	Scalloped Gun System, 86mm x 1.0m, 13 spm, 90° Spiral	
	31-086-0408-15	Scalloped Gun System, 86mm x 1.5m, 13 spm, 90° Spiral	
	31-086-0408-20	Scalloped Gun System, 86mm x 2.0m, 13 spm, 90° Spiral	
	31-086-0408-25	Scalloped Gun System, 86mm x 2.5m, 13 spm, 90° Spiral	
	31-086-0408-30	Scalloped Gun System, 86mm x 3.0m, 13 spm, 90° Spiral	
	31-086-0408-35	Scalloped Gun System, 86mm x 3.5m, 13 spm, 90° Spiral	
	31-086-0408-40	Scalloped Gun System, 86mm x 4.0m, 13 spm, 90° Spiral	
	31-086-0408-50	Scalloped Gun System, 86mm x 5.0m, 13 spm, 90° Spiral	
	31-086-0408-60	Scalloped Gun System, 86mm x 6.0m, 13 spm, 90° Spiral Includes items 1, 2, 3 and 4	
1	39-054-0408-10	Tube Strip, 54mm x 1.0m, 13 spm, 90° Spiral	14
	39-054-0408-15	Tube Strip, 54mm x 1.5m, 13 spm, 90° Spiral	20
	39-054-0408-20	Tube Strip, 54mm x 2.0m, 13 spm, 90° Spiral	27
	39-054-0408-25	Tube Strip, 54mm x 2.5m, 13 spm, 90° Spiral	33
	39-054-0408-30	Tube Strip, 54mm x 3.0m, 13 spm, 90° Spiral	40
	39-054-0408-35	Tube Strip, 54mm x 3.5m, 13 spm, 90° Spiral	46
	39-054-0408-40	Tube Strip, 54mm x 4.0m, 13 spm, 90° Spiral	53
	39-054-0408-50	Tube Strip, 54mm x 5.0m, 13 spm, 90° Spiral	66
	39-054-0408-60	Tube Strip, 54mm x 6.0m, 13 spm, 90° Spiral	79
2	31-086-0400-10	Scalloped Carrier, 86mm x 1.0m, 13 spm, 90° Spiral	
	31-086-0400-15	Scalloped Carrier, 86mm x 1.5m, 13 spm, 90° Spiral	
	31-086-0400-20	Scalloped Carrier, 86mm x 2.0m, 13 spm, 90° Spiral	
	31-086-0400-25	Scalloped Carrier, 86mm x 2.5m, 13 spm, 90° Spiral	
	31-086-0400-30	Scalloped Carrier, 86mm x 3.0m, 13 spm, 90° Spiral	
	31-086-0400-35	Scalloped Carrier, 86mm x 3.5m, 13 spm, 90° Spiral	
	31-086-0400-40	Scalloped Carrier, 86mm x 4.0m, 13 spm, 90° Spiral	
	31-086-0400-50	Scalloped Carrier, 86mm x 5.0m, 13 spm, 90° Spiral	
	31-086-0400-60	Scalloped Carrier, 86mm x 6.0m, 13 spm, 90° Spiral Includes item 4	
3	30-086-0005-54	Alignment Collar	
4	30-086-0004-00	Retaining Ring	
5	30-086-0001-75	Top Sub, TCP	6.5 kg (14.4 lbs)
6	TCP-0100-375	Top Sub Booster Transfer Kit	Includes 6A & 6B
7	TC-261-2125-054	Top Sub Booster Puck Kit	
8	30-086-0002-0L	Tandem Sub, Long TCP	8.3 kg (18.4 lbs)
9	TCP-0100-375L	Tandem Booster Transfer Kit	Includes 9A, 9B & 9C
10	TC-251-2125-054	Tandem Booster Insert (Puck) Kit	Includes 10A & 10B
11	30-086-0003-00	Bottom Sub	4.4 kg (9.8 lbs)
12	DET-0010-001	Det Cord End Seal	
13	OOO-N569-230	O-Ring, #230, 90 Duro Nitrile	
	OOO-V569-230	O-Ring, #230, 90 Duro Viton	
	OOO-N569-231	O-Ring, #231, 90 Duro Nitrile	
	OOO-V569-231	O-Ring, #231, 90 Duro Viton	
B	A578010	Detonating Cord -LS 80gr., RDX	Z
	A571010	Detonating Cord -LS 80gr., HMX	
	-	-	
Approx. Req'd Detcord Length = (1.169 X Gun Length in Meters) + 0.7m			
C	DET-3050-429	Bi-Directional Booster	
D	TAG-3375-311L	Charge, 19g RDX, DP	Dry
	HSC-3375-301	Charge, 20g RDX, BH	Dry
	SDP-3375-311NT	Charge, 23g RDX, SDP	Dry
	HSC-4000-318	Charge, 26g RDX, DP	Dry
	TAG-3375-302	Charge, 25g RDX, GH	Dry
	SDP-3375-311NT3	Charge, 25g RDX, SDP, NT3- Hero	Dry
	SDP-3375-411NT3	Charge, 25g HMX, SDP, NT3- Hero	Dry
	TAG-5000-360	Charge, 32g RDX, DP	Dry
--	TAG-3375-905	Blank Charge Case (Non Explosive)	

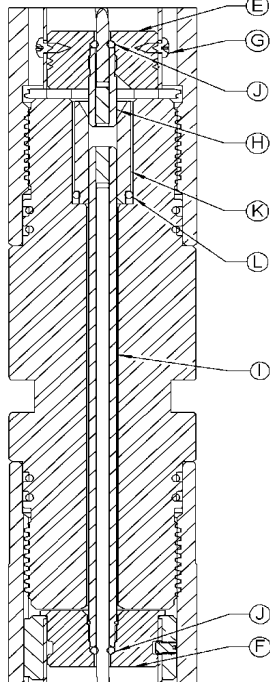


Notes:
 Refer to Technical Section for Temperature Ratings & selection
Worst Case Minimum Recommended Running ID 99.9 mm (3.93 in.)
 See API Data Sheets or call for Individual Charge running ID's.
 Tandem Shot Spacing = 0.5 m (488 mm)



13spm 90°

Tandem Booster Transfer



See Tech Manuals
MAN-TC-251
Tandem
&
MAN-TC-261 Top
for more details on
booster transfer kits

Firing Heads	A
See TCP Section	
Mech Impact	TC-010
Econo Mech Impact	TC-011
Mech Safety Impact	TC-012
Pressure Activated	TC-020
Press w/ Auto Vent	TC-023
Pr. Auto Vent & Fill	TC-024
Absolute Press	TC-026
Coil Tubing Press	TC-030
CT Safety Impact	TC-031
CT AutoVent	TC-032
Note: TC-011 is Shown	

Detonator	B
See Detonator Section	
Note: DET-3050-006 is Shown	

Wireline Firing Subs	C
Ported Top Fire Sub	WT-401

Connectors	D
Electrical Conn. Assy.	HSC-0100-010 & 012

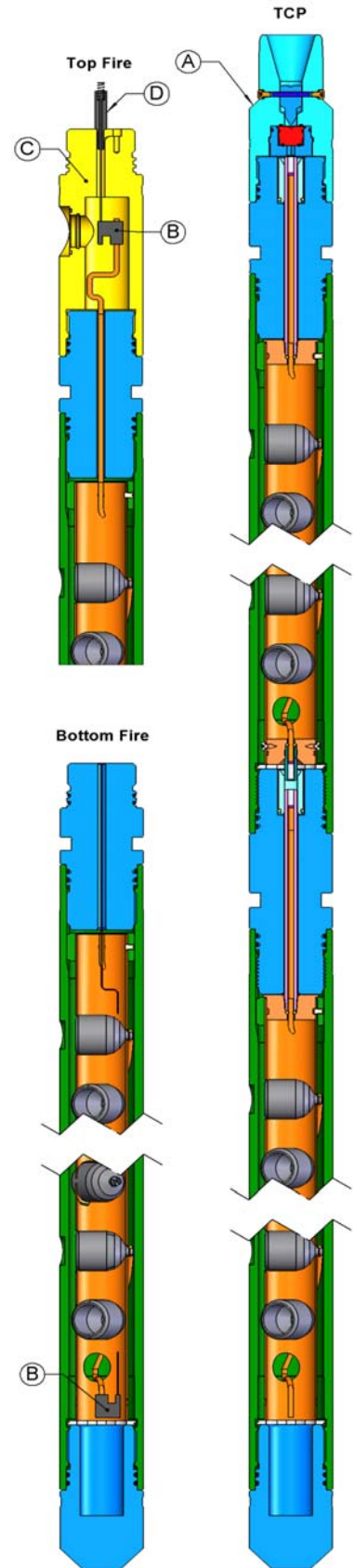
Tandem Sub Booster Kit 2.125 in. (54 mm) Strip

Part No.	Description
TC-251-2125-054 contains items E, F, & G	Tandem Booster Insert (Puck) Kit
TC-0100-375L contains items H, I, J, K, & L	Booster Kit

Specifications		
Pressure Rating	138 Mpa	20,000 psi
Tensile Strength	114,600 daN	257,600 lbf
Carrier Thread	2.818 - 6 TPI Acme	
Gun Weight Loaded	24.5 kg/m	16.4 lb/ft

Note: Gun Weight Loaded = Carrier + Strip + Charges

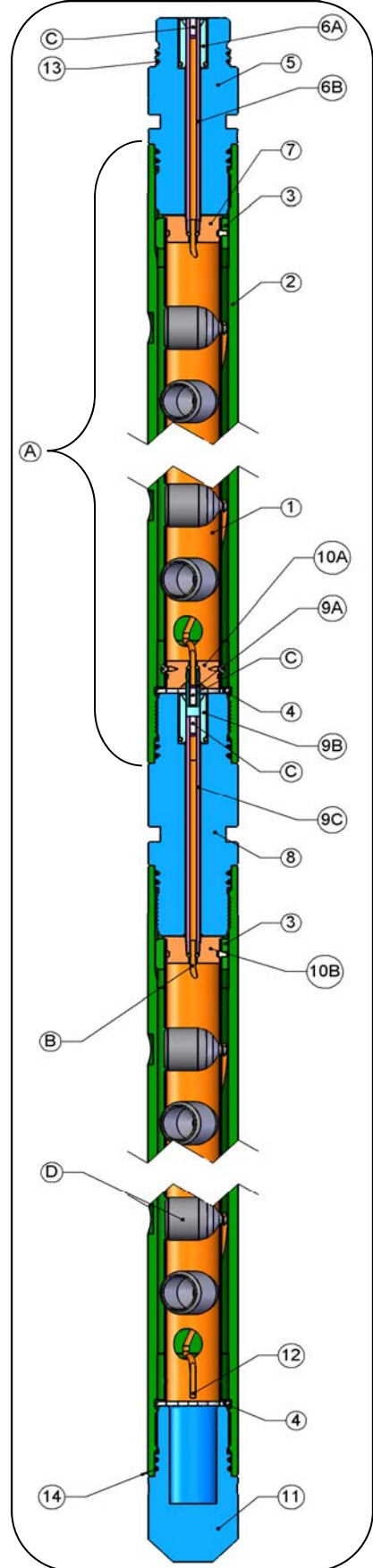
Typical Configurations



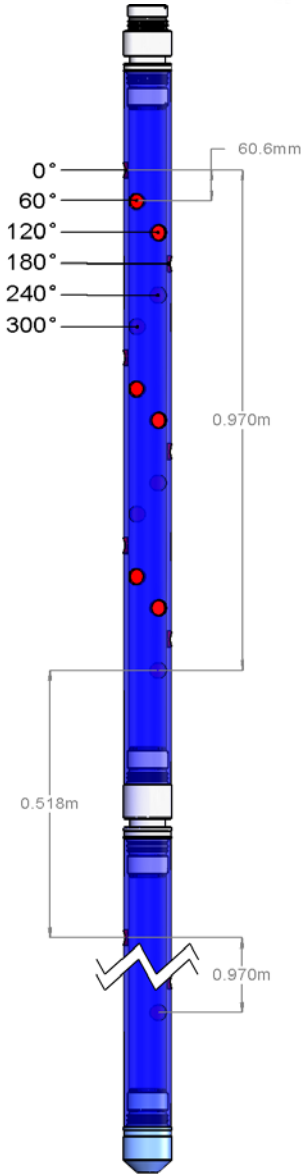
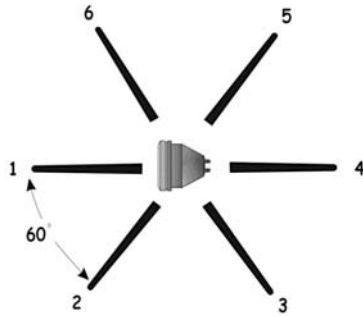
Optional Subs		
Part No.	Description	
30-086-0001-00	Top Sub, Wireline	6.1 kg (13.5 lbs)
30-086-0003-01	Bottom Sub, 86mm x 20" Long Weighted	19.9 kg (43.8 lbs)
30-086-0003-02	Bottom Sub, 86mm x 2 3/8" EU Pin	4.4 kg (9.6 lbs)
30-086-0003-05	Bottom Sub, 86mm x 2 3/8" EU Box	4 kg (8.8 lbs)
30-086-0112-0L	Tandem Sub, Orienting 86mm	8.1 kg (17.8 lbs)
30-086-0002-95	Tandem Sub, Side Port Select Fire	6.7 kg (14.7 lbs)



Item	Part No.	Description	
A	31-086-0908-10	Scalloped Gun System, 86mm x 1.0m, 16.5 spm, 60° Spiral	
	31-086-0908-15	Scalloped Gun System, 86mm x 1.5m, 16.5 spm, 60° Spiral	
	31-086-0908-20	Scalloped Gun System, 86mm x 2.0m, 16.5 spm, 60° Spiral	
	31-086-0908-25	Scalloped Gun System, 86mm x 2.5m, 16.5 spm, 60° Spiral	
	31-086-0908-30	Scalloped Gun System, 86mm x 3.0m, 16.5 spm, 60° Spiral	
	31-086-0908-35	Scalloped Gun System, 86mm x 3.5m, 16.5 spm, 60° Spiral	
	31-086-0908-40	Scalloped Gun System, 86mm x 4.0m, 16.5 spm, 60° Spiral	
	31-086-0908-50	Scalloped Gun System, 86mm x 5.0m, 16.5 spm, 60° Spiral	
	31-086-0908-60	Scalloped Gun System, 86mm x 6.0m, 16.5 spm, 60° Spiral Includes items 1, 2, 3 and 4	
1	39-054-0908-10	Tube Strip, 54mm x 1.0m, 16.5 spm, 60° Spiral	17
	39-054-0908-15	Tube Strip, 54mm x 1.5m, 16.5 spm, 60° Spiral	25
	39-054-0908-20	Tube Strip, 54mm x 2.0m, 16.5 spm, 60° Spiral	34
	39-054-0908-25	Tube Strip, 54mm x 2.5m, 16.5 spm, 60° Spiral	42
	39-054-0908-30	Tube Strip, 54mm x 3.0m, 16.5 spm, 60° Spiral	50
	39-054-0908-35	Tube Strip, 54mm x 3.5m, 16.5 spm, 60° Spiral	58
	39-054-0908-40	Tube Strip, 54mm x 4.0m, 16.5 spm, 60° Spiral	67
	39-054-0908-50	Tube Strip, 54mm x 5.0m, 16.5 spm, 60° Spiral	83
	39-054-0908-60	Tube Strip, 54mm x 6.0m, 16.5 spm, 60° Spiral	100
2	31-086-0900-10	Scalloped Carrier, 86mm x 1.0m, 16.5 spm, 60° Spiral	
	31-086-0900-15	Scalloped Carrier, 86mm x 1.5m, 16.5 spm, 60° Spiral	
	31-086-0900-20	Scalloped Carrier, 86mm x 2.0m, 16.5 spm, 60° Spiral	
	31-086-0900-25	Scalloped Carrier, 86mm x 2.5m, 16.5 spm, 60° Spiral	
	31-086-0900-30	Scalloped Carrier, 86mm x 3.0m, 16.5 spm, 60° Spiral	
	31-086-0900-35	Scalloped Carrier, 86mm x 3.5m, 16.5 spm, 60° Spiral	
	31-086-0900-40	Scalloped Carrier, 86mm x 4.0m, 16.5 spm, 60° Spiral	
	31-086-0900-50	Scalloped Carrier, 86mm x 5.0m, 16.5 spm, 60° Spiral	
	31-086-0900-60	Scalloped Carrier, 86mm x 6.0m, 16.5 spm, 60° Spiral Includes item 4	
3	30-086-0005-54	Alignment Collar	
4	30-086-0004-00	Retaining Ring	
5	30-086-0001-75	Top Sub, TCP	6.5 kg (14.4 lbs)
6	TCP-0100-375	Top Sub Booster Transfer Kit	Includes 6A & 6B
7	TC-261-2125-054	Top Sub Booster Puck Kit	
8	30-086-0002-0L	Tandem Sub, Long TCP	8.3 kg (18.4 lbs)
9	TCP-0100-375L	Tandem Booster Transfer Kit	Includes 9A, 9B & 9C
10	TC-251-2125-054	Tandem Booster Insert (Puck) Kit	Includes 10A & 10B
11	30-086-0003-00	Bottom Sub	4.4 kg (9.8 lbs)
12	DET-0010-001	Det Cord End Seal	
13	OOO-N569-230	O-Ring, #230, 90 Duro Nitrile	
	OOO-V569-230	O-Ring, #230, 90 Duro Viton	
	OOO-N569-231	O-Ring, #231, 90 Duro Nitrile	
	OOO-V569-231	O-Ring, #231, 90 Duro Viton	
B	A578010	Detonating Cord -LS 80gr., RDX	Z
	A571010	Detonating Cord -LS 80gr., HMX	
	-	-	
Approx. Req'd Detcord Length = (1.161 X Gun Length in Meters) + 0.7m			
C	DET-3050-429	Bi-Directional Booster	
D	TAG-3375-311L	Charge, 19g RDX, DP	Dry
	HSC-3375-301	Charge, 20g RDX, BH	Dry
	SDP-3375-311NT	Charge, 23g RDX, SDP	Dry
	HSC-4000-318	Charge, 26g RDX, DP	Dry
	TAG-3375-302	Charge, 25g RDX, GH	Dry
	SDP-3375-311NT3	Charge, 25g RDX, SDP, NT3- Hero	Dry
	SDP-3375-411NT3	Charge, 25g HMX, SDP, NT3- Hero	Z Dry
	TAG-5000-360	Charge, 32g RDX, DP	Fluid
--	TAG-3375-905	Blank Charge Case (Non Explosive)	

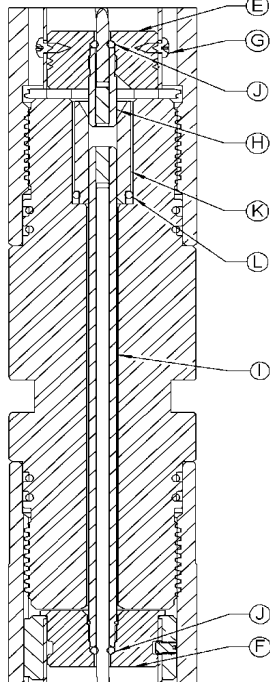


Notes:
 Refer to Technical Section for Temperature Ratings & selection
Worst Case Minimum Recommended Running ID 99.9 mm (3.93 in.)
 See API Data Sheets or call for Individual Charge running ID's.
 Tandem Shot Spacing = 0.5 m (488 mm)



16.5spm 60°

Tandem Booster Transfer



See Tech Manuals
MAN-TC-251
Tandem
&
MAN-TC-261 Top
for more details on
booster transfer kits

Firing Heads	A
See TCP Section	
Mech Impact	TC-010
Econo Mech Impact	TC-011
Mech Safety Impact	TC-012
Pressure Activated	TC-020
Press w/ Auto Vent	TC-023
Pr. Auto Vent & Fill	TC-024
Absolute Press	TC-026
Coil Tubing Press	TC-030
CT Safety Impact	TC-031
CT AutoVent	TC-032
Note: TC-011 is Shown	

Detonator	B
See Detonator Section	
Note: DET-3050-006 is Shown	

Wireline Firing Subs	C
Ported Top Fire Sub	WT-401

Connectors	D
Electrical Conn. Assy.	HSC-0100-010 & 012

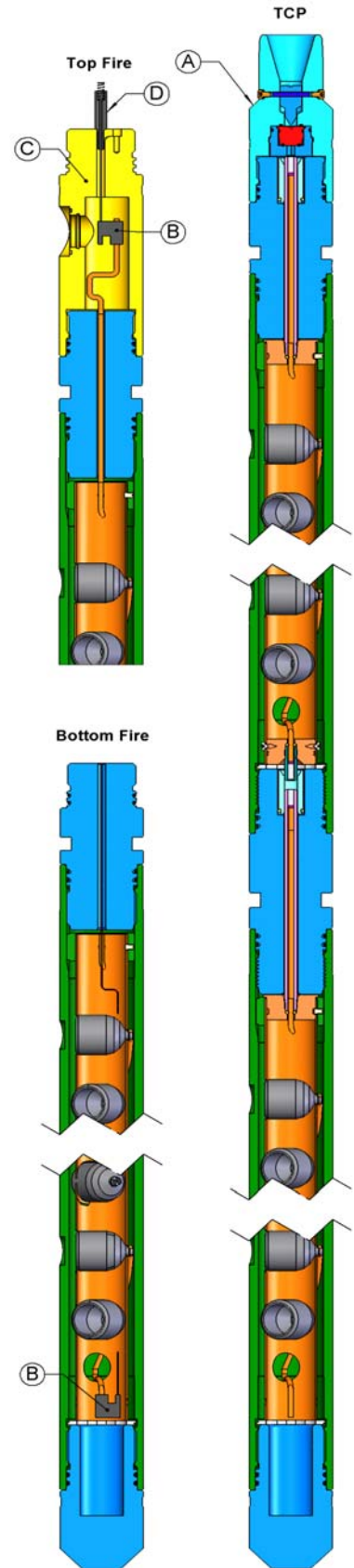
Tandem Sub Booster Kit 2.125 in. (54 mm) Strip

Part No.	Description
TC-251-2125-054 contains items E, F, & G	Tandem Booster Insert (Puck) Kit
TC-0100-375L contains items H, I, J, K, & L	Booster Kit

Specifications		
Pressure Rating	138 Mpa	20,000 psi
Tensile Strength	114,600 daN	257,600 lbf
Carrier Thread	2.818 - 6 TPI Acme	
Gun Weight Loaded	25.6 kg/m	17.2 lb/ft

Note: Gun Weight Loaded = Carrier + Strip + Charges

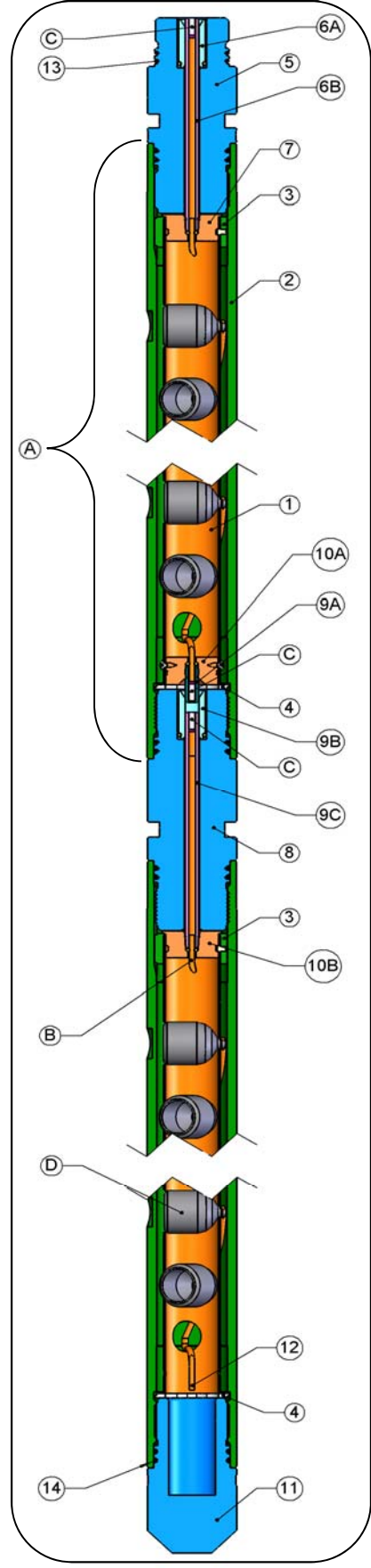
Typical Configurations



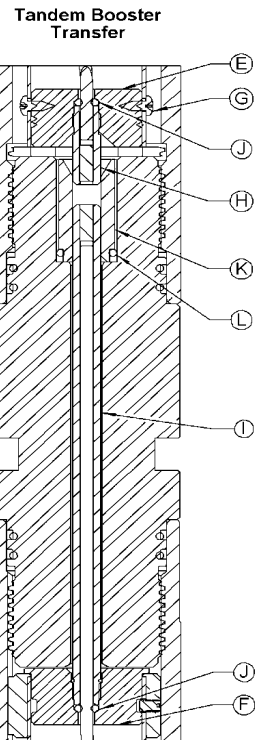
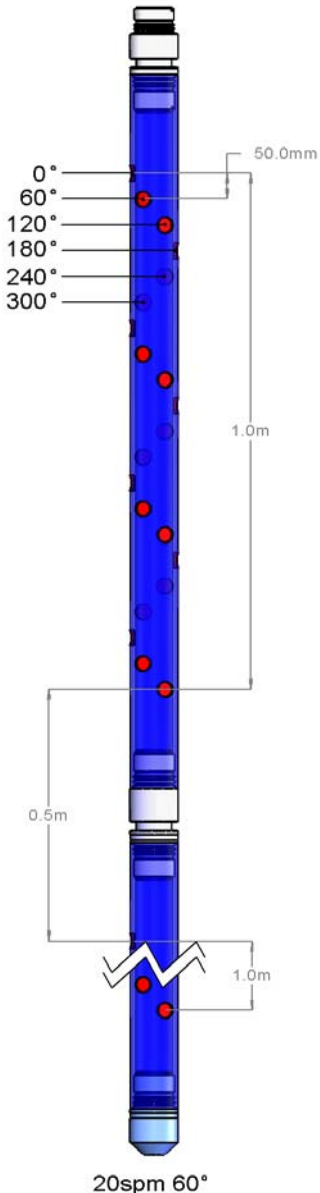
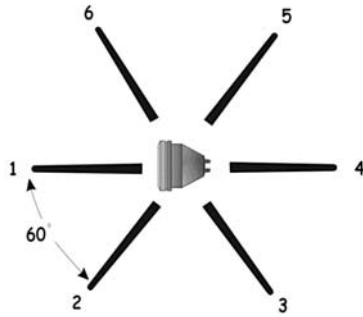
Optional Subs		
Part No.	Description	
30-086-0001-00	Top Sub, Wireline	6.1 kg (13.5 lbs)
30-086-0003-01	Bottom Sub, 86mm x 20" Long Weighted	19.9 kg (43.8 lbs)
30-086-0003-02	Bottom Sub, 86mm x 2 3/8" EU Pin	4.4 kg (9.6 lbs)
30-086-0003-05	Bottom Sub, 86mm x 2 3/8" EU Box	4 kg (8.8 lbs)
30-086-0112-0L	Tandem Sub, Orienting 86mm	8.1 kg (17.8 lbs)
30-086-0002-95	Tandem Sub, Side Port Select Fire	6.7 kg (14.7 lbs)



Item	Part No.	Description	
A	31-086-2508-10	Scalloped Gun System, 86mm x 1.0m, 20 spm, 60° Spiral	
	31-086-2508-15	Scalloped Gun System, 86mm x 1.5m, 20 spm, 60° Spiral	
	31-086-2508-20	Scalloped Gun System, 86mm x 2.0m, 20 spm, 60° Spiral	
	31-086-2508-25	Scalloped Gun System, 86mm x 2.5m, 20 spm, 60° Spiral	
	31-086-2508-30	Scalloped Gun System, 86mm x 3.0m, 20 spm, 60° Spiral	
	31-086-2508-35	Scalloped Gun System, 86mm x 3.5m, 20 spm, 60° Spiral	
	31-086-2508-40	Scalloped Gun System, 86mm x 4.0m, 20 spm, 60° Spiral	
	31-086-2508-50	Scalloped Gun System, 86mm x 5.0m, 20 spm, 60° Spiral	
	31-086-2508-60	Scalloped Gun System, 86mm x 6.0m, 20 spm, 60° Spiral Includes items 1, 2, 3 and 4	
1	39-054-2508-10	Tube Strip, 54mm x 1.0m, 20 spm, 60° Spiral	21
	39-054-2508-15	Tube Strip, 54mm x 1.5m, 20 spm, 60° Spiral	31
	39-054-2508-20	Tube Strip, 54mm x 2.0m, 20 spm, 60° Spiral	41
	39-054-2508-25	Tube Strip, 54mm x 2.5m, 20 spm, 60° Spiral	51
	39-054-2508-30	Tube Strip, 54mm x 3.0m, 20 spm, 60° Spiral	61
	39-054-2508-35	Tube Strip, 54mm x 3.5m, 20 spm, 60° Spiral	71
	39-054-2508-40	Tube Strip, 54mm x 4.0m, 20 spm, 60° Spiral	81
	39-054-2508-50	Tube Strip, 54mm x 5.0m, 20 spm, 60° Spiral	101
	39-054-2508-60	Tube Strip, 54mm x 6.0m, 20 spm, 60° Spiral	121
2	31-086-2500-10	Scalloped Carrier, 86mm x 1.0m, 20 spm, 60° Spiral	
	31-086-2500-15	Scalloped Carrier, 86mm x 1.5m, 20 spm, 60° Spiral	
	31-086-2500-20	Scalloped Carrier, 86mm x 2.0m, 20 spm, 60° Spiral	
	31-086-2500-25	Scalloped Carrier, 86mm x 2.5m, 20 spm, 60° Spiral	
	31-086-2500-30	Scalloped Carrier, 86mm x 3.0m, 20 spm, 60° Spiral	
	31-086-2500-35	Scalloped Carrier, 86mm x 3.5m, 20 spm, 60° Spiral	
	31-086-2500-40	Scalloped Carrier, 86mm x 4.0m, 20 spm, 60° Spiral	
	31-086-2500-50	Scalloped Carrier, 86mm x 5.0m, 20 spm, 60° Spiral	
	31-086-2500-60	Scalloped Carrier, 86mm x 6.0m, 20 spm, 60° Spiral Includes item 4	
3	30-086-0005-54	Alignment Collar	
4	30-086-0004-00	Retaining Ring	
5	30-086-0001-75	Top Sub, TCP	6.5 kg (14.4 lbs)
6	TCP-0100-375	Top Sub Booster Transfer Kit	Includes 6A & 6B
7	TC-261-2125-054	Top Sub Booster Puck Kit	
8	30-086-0002-0L	Tandem Sub, Long TCP	8.3 kg (18.4 lbs)
9	TCP-0100-375L	Tandem Booster Transfer Kit	Includes 9A, 9B & 9C
10	TC-251-2125-054	Tandem Booster Insert (Puck) Kit	Includes 10A & 10B
11	30-086-0003-00	Bottom Sub	4.4 kg (9.8 lbs)
12	DET-0010-001	Det Cord End Seal	
13	OOO-N569-230	O-Ring, #230, 90 Duro Nitrile	
	OOO-V569-230	O-Ring, #230, 90 Duro Viton	
	OOO-N569-231	O-Ring, #231, 90 Duro Nitrile	
	OOO-V569-231	O-Ring, #231, 90 Duro Viton	
	14	A578010	Detonating Cord -LS 80gr., RDX
A571010		Detonating Cord -LS 80gr., HMX	
A570010		Detonating Cord XHV 80gr., RDX	Y
A572010		Detonating Cord XHV 80gr., HMX	Z
Approx. Req'd Detcord Length = (1.161 X Gun Length in Meters) + 0.7m			
C	DET-3050-429	Bi-Directional Booster	
D	TAG-3375-311L	Charge, 19g RDX, DP	Dry
	HSC-3375-301	Charge, 20g RDX, BH	Dry
	SDP-3375-311NT	Charge, 23g RDX, SDP	Dry
	HSC-4000-318	Charge, 26g RDX, DP	Fluid
	TAG-3375-302	Charge, 25g RDX, GH	Y Fluid
	SDP-3375-311NT3	Charge, 25g RDX, SDP, NT3- Hero	Y Fluid
	SDP-3375-411NT3	Charge, 25g HMX, SDP, NT3- Hero	Z Fluid
--	TAG-3375-905	Blank Charge Case (Non Explosive)	



Notes:
 Refer to Technical Section for Temperature Ratings & selection
Worst Case Minimum Recommended Running ID 96.6 mm (3.8 in.)
 See API Data Sheets or call for Individual Charge running ID's.
 Tandem Shot Spacing = 0.5 m (488 mm)



See Tech Manuals
MAN-TC-251
Tandem
&
MAN-TC-261 Top
for more details on
booster transfer kits

Firing Heads	A
See TCP Section	
Mech Impact	TC-010
Econo Mech Impact	TC-011
Mech Safety Impact	TC-012
Pressure Activated	TC-020
Press w/ Auto Vent	TC-023
Pr. Auto Vent & Fill	TC-024
Absolute Press	TC-026
Coil Tubing Press	TC-030
CT Safety Impact	TC-031
CT AutoVent	TC-032
Note: TC-011 is Shown	

Detonator	B
See Detonator Section	
Note: DET-3050-006 is Shown	

Wireline Firing Subs	C
Ported Top Fire Sub	WT-401

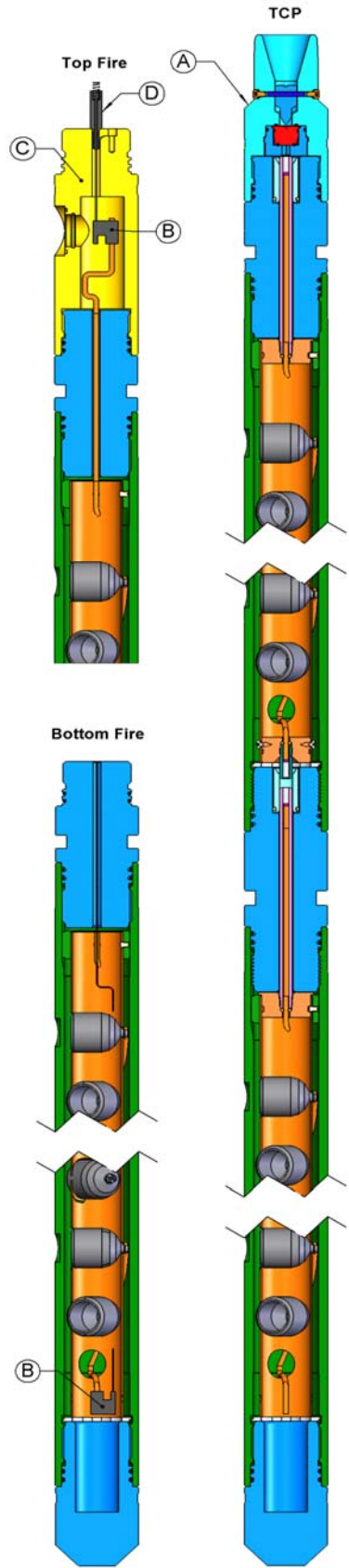
Connectors	D
Electrical Conn. Assy.	HSC-0100-010 & 012

Tandem Sub Booster Kit 2.125 in. (54 mm) Strip	
Part No.	Description
TC-251-2125-054 contains items E, F, & G	Tandem Booster Insert (Puck) Kit
TC-0100-375L contains items H, I, J, K, & L	Booster Kit

Specifications		
Pressure Rating	138 Mpa	20,000 psi
Tensile Strength	114,600 daN	257,600 lbf
Carrier Thread	2.818 - 6 TPI Acme	
Gun Weight Loaded	26.8 kg/m	18 lb/ft

Note: Gun Weight Loaded = Carrier + Strip + Charges

Typical Configurations

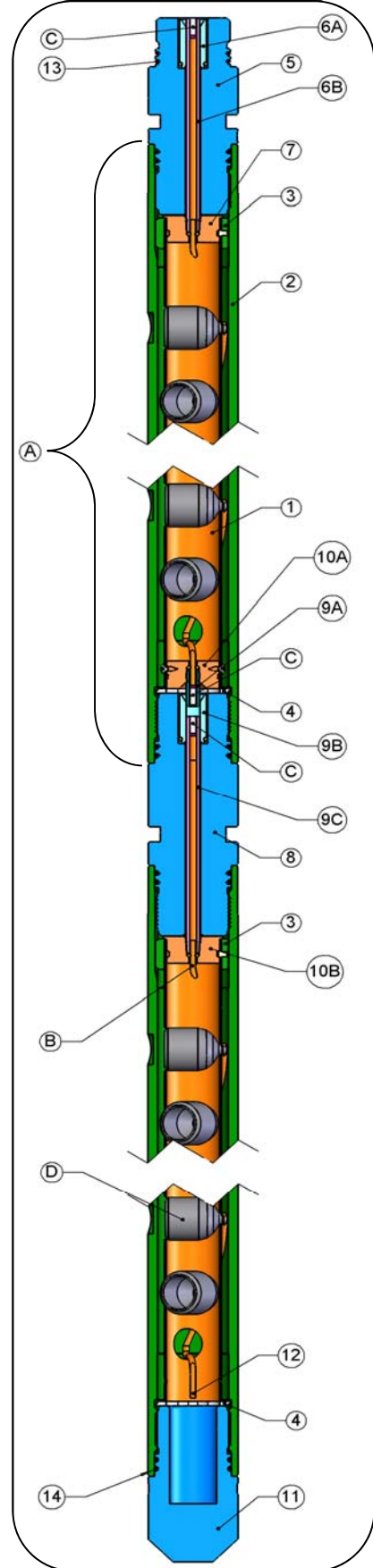


20spm 60°

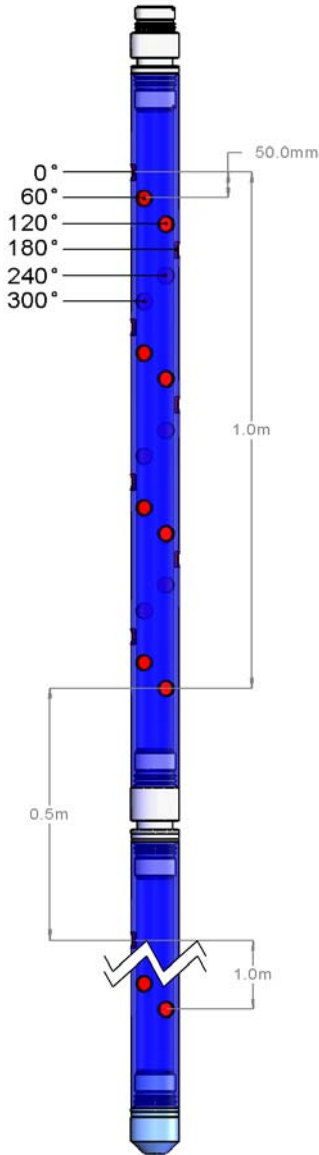
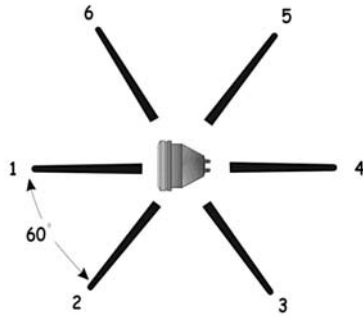
Optional Subs		
Part No.	Description	
30-086-0001-00	Top Sub, Wireline	6.1 kg (13.5 lbs)
30-086-0003-01	Bottom Sub, 86mm x 20" Long Weighted	19.9 kg (43.8 lbs)
30-086-0003-02	Bottom Sub, 86mm x 2 3/8" EU Pin	4.4 kg (9.6 lbs)
30-086-0003-05	Bottom Sub, 86mm x 2 3/8" EU Box	4 kg (8.8 lbs)
30-086-0112-0L	Tandem Sub, Orienting 86mm	8.1 kg (17.8 lbs)
30-086-0002-95	Tandem Sub, Side Port Select Fire	6.7 kg (14.7 lbs)



Item	Part No.	Description	
A	31-101-0608-10	Scalloped Gun System, 101mm x 1.0m, 14 spm, 60° Spiral	
	31-101-0608-15	Scalloped Gun System, 101mm x 1.5m, 14 spm, 60° Spiral	
	31-101-0608-20	Scalloped Gun System, 101mm x 2.0m, 14 spm, 60° Spiral	
	31-101-0608-25	Scalloped Gun System, 101mm x 2.5m, 14 spm, 60° Spiral	
	31-101-0608-30	Scalloped Gun System, 101mm x 3.0m, 14 spm, 60° Spiral	
	31-101-0608-35	Scalloped Gun System, 101mm x 3.5m, 14 spm, 60° Spiral	
	31-101-0608-40	Scalloped Gun System, 101mm x 4.0m, 14 spm, 60° Spiral	
	31-101-0608-50	Scalloped Gun System, 101mm x 5.0m, 14 spm, 60° Spiral	
	31-101-0608-60	Scalloped Gun System, 101mm x 6.0m, 14 spm, 60° Spiral Includes items 1, 2, 3 and 4	
1	39-054-0608-10	Tube Strip, 54mm x 1.0m, 14 spm, 60° Spiral	15
	39-054-0608-15	Tube Strip, 54mm x 1.5m, 14 spm, 60° Spiral	22
	39-054-0608-20	Tube Strip, 54mm x 2.0m, 14 spm, 60° Spiral	29
	39-054-0608-25	Tube Strip, 54mm x 2.5m, 14 spm, 60° Spiral	36
	39-054-0608-30	Tube Strip, 54mm x 3.0m, 14 spm, 60° Spiral	43
	39-054-0608-35	Tube Strip, 54mm x 3.5m, 14 spm, 60° Spiral	50
	39-054-0608-40	Tube Strip, 54mm x 4.0m, 14 spm, 60° Spiral	57
	39-054-0608-50	Tube Strip, 54mm x 5.0m, 14 spm, 60° Spiral	71
	39-054-0608-60	Tube Strip, 54mm x 6.0m, 14 spm, 60° Spiral	85
2	31-101-0600-10	Scalloped Carrier, 101mm x 1.0m, 14 spm, 60° Spiral	
	31-101-0600-15	Scalloped Carrier, 101mm x 1.5m, 14 spm, 60° Spiral	
	31-101-0600-20	Scalloped Carrier, 101mm x 2.0m, 14 spm, 60° Spiral	
	31-101-0600-25	Scalloped Carrier, 101mm x 2.5m, 14 spm, 60° Spiral	
	31-101-0600-30	Scalloped Carrier, 101mm x 3.0m, 14 spm, 60° Spiral	
	31-101-0600-35	Scalloped Carrier, 101mm x 3.5m, 14 spm, 60° Spiral	
	31-101-0600-40	Scalloped Carrier, 101mm x 4.0m, 14 spm, 60° Spiral	
	31-101-0600-50	Scalloped Carrier, 101mm x 5.0m, 14 spm, 60° Spiral	
	31-101-0600-60	Scalloped Carrier, 101mm x 6.0m, 14 spm, 60° Spiral Includes item 4	
3	30-101-0005-54	Alignment Collar	
4	30-101-0004-00	Retaining Ring	
5	30-101-0001-75	Top Sub, TCP	8.6 kg (19 lbs)
6	TCP-0100-375	Top Sub Booster Transfer Kit	Includes 6A & 6B
7	TC-261-2125-054	Top Sub Booster Puck Kit	
8	30-101-0002-0L	Tandem Sub, Long TCP	11.8 kg (26.1 lbs)
9	TCP-0100-375L	Tandem Booster Transfer Kit	Includes 9A, 9B & 9C
10	TC-251-2125-054	Tandem Booster Insert (Puck) Kit	Includes 10A & 10B
11	30-101-0003-00	Bottom Sub	9.1 kg (20.1 lbs)
12	DET-0010-001	Det Cord End Seal	
13	OOO-N569-230	O-Ring, #230, 90 Duro Nitrile	
	OOO-V569-230	O-Ring, #230, 90 Duro Viton	
14	OOO-N569-236	O-Ring, #236, 90 Duro Nitrile	
	OOO-V569-236	O-Ring, #236, 90 Duro Viton	
B	A578010	Detonating Cord -LS 80gr., RDX	Z
	A571010	Detonating Cord -LS 80gr., HMX	
	-	-	
	Approx. Req'd Detcord Length = (1.099 X Gun Length in Meters) + 0.7m		
C	DET-3050-429	Bi-Directional Booster	
D	TAG-3375-311L	Charge, 19g RDX, DP	Dry
	HSC-3375-301	Charge, 20g RDX, BH	Dry
	SDP-3375-311NT	Charge, 23g RDX, SDP	Dry
	HSC-4000-318	Charge, 26g RDX, DP	Dry
	TAG-3375-302	Charge, 25g RDX, GH	Dry
	SDP-3375-311NT3	Charge, 25g RDX, SDP, NT3- Hero	Dry
	SDP-3375-411NT3	Charge, 25g HMX, SDP, NT3- Hero	Dry
	TAG-5000-360	Charge, 32g RDX, DP	Dry
--	TAG-4000-701	Blank Charge Case (Non Explosive)	

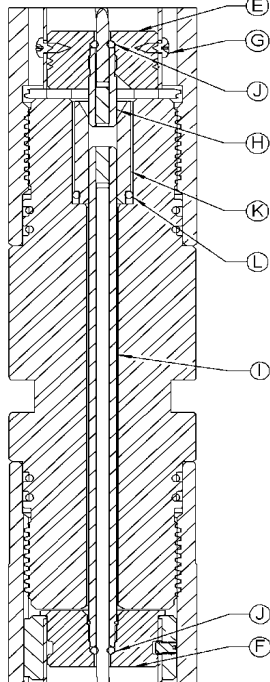


Notes:
 Refer to Technical Section for Temperature Ratings & selection
Worst Case Minimum Recommended Running ID 120.7 mm (4.75 in.)
 See API Data Sheets or call for Individual Charge running ID's.
 Tandem Shot Spacing = 0.5 m (468 mm)



20spm 60°

Tandem Booster Transfer



See Tech Manuals
MAN-TC-251
Tandem
&
MAN-TC-261 Top
for more details on
booster transfer kits

Firing Heads	A
See TCP Section	
Mech Impact	TC-010
Econo Mech Impact	TC-011
Mech Safety Impact	TC-012
Pressure Activated	TC-020
Press w/ Auto Vent	TC-023
Pr. Auto Vent & Fill	TC-024
Absolute Press	TC-026
Coil Tubing Press	TC-030
CT Safety Impact	TC-031
CT AutoVent	TC-032
Note: TC-011 is Shown	

Detonator	B
See Detonator Section	
Note: DET-3050-006 is Shown	

Wireline Firing Subs	C
Ported Top Fire Sub	WT-401

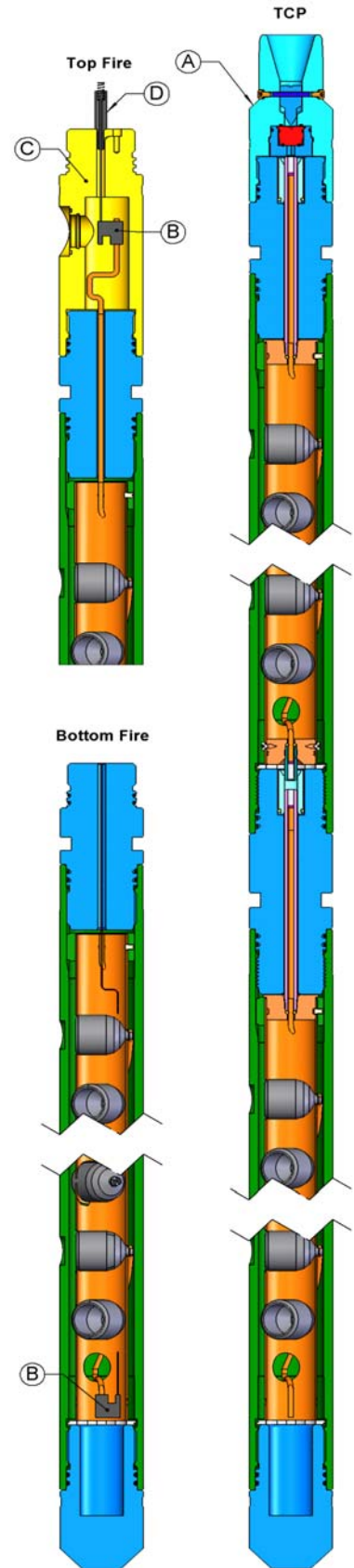
Connectors	D
Electrical Conn. Assy.	HSC-0100-010 & 012

Tandem Sub Booster Kit 2.125 in. (54 mm) Strip	
Part No.	Description
TC-251-2125-054 contains items E, F, & G	Tandem Booster Insert (Puck) Kit
TC-0100-375L contains items H, I, J, K, & L	Booster Kit

Specifications		
Pressure Rating	131 Mpa	19,000 psi
Tensile Strength	136,800 daN	307,500 lbf
Carrier Thread	3.445 - 6 TPI Acme	
Gun Weight Loaded	28.5 kg/m	19.2 lb/ft

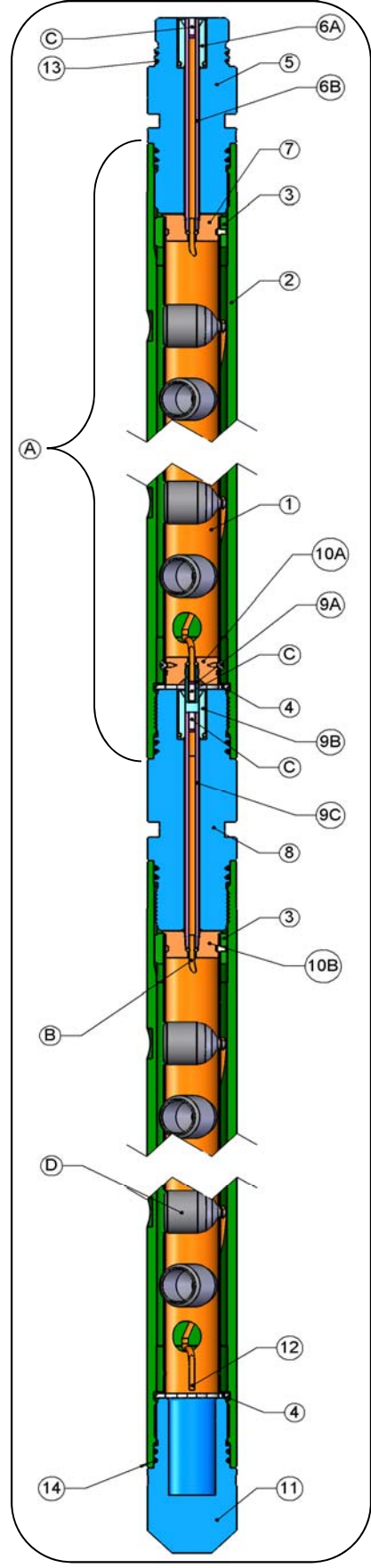
Note: Gun Weight Loaded = Carrier + Strip + Charges

Typical Configurations

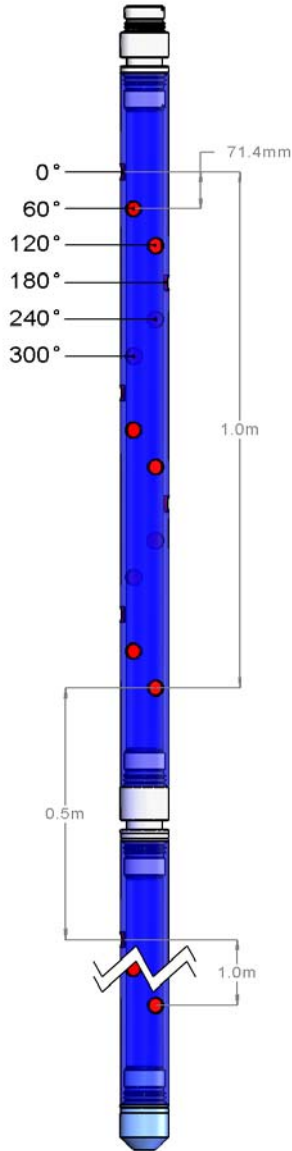
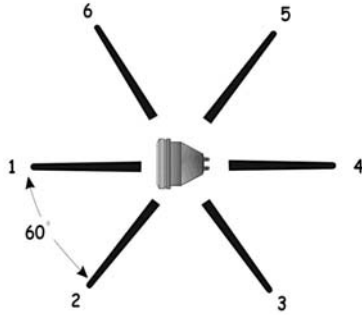


Optional Subs		
Part No.	Description	
30-101-0001-00	Top Sub, Wireline	8.8 kg (19.4 lbs)
30-101-0003-01	Bottom Sub, 101mm x 2 3/8" EU Box	7.8 kg (17.3 lbs)
30-101-0003-02	Bottom Sub, 101mm x 20" Long Weighted	28.2 kg (62.2 lbs)
30-101-0003-03	Bottom Sub, 101mm x 2 3/8" EU Pin	8.2 kg (18 lbs)
30-101-0110-0L	Tandem Sub, Orienting 101mm	11.6 kg (25.5 lbs)
30-101-0002-95	Tandem Sub, Side Port Select Fire	11.1 kg (24.4 lbs)

Item	Part No.	Description	
A	31-101-0631-10	Scalloped Gun System, 101mm x 1.0m, 14 spm, 60° Spiral	
	31-101-0631-15	Scalloped Gun System, 101mm x 1.5m, 14 spm, 60° Spiral	
	31-101-0631-20	Scalloped Gun System, 101mm x 2.0m, 14 spm, 60° Spiral	
	31-101-0631-25	Scalloped Gun System, 101mm x 2.5m, 14 spm, 60° Spiral	
	31-101-0631-30	Scalloped Gun System, 101mm x 3.0m, 14 spm, 60° Spiral	
	31-101-0631-35	Scalloped Gun System, 101mm x 3.5m, 14 spm, 60° Spiral	
	31-101-0631-40	Scalloped Gun System, 101mm x 4.0m, 14 spm, 60° Spiral	
	31-101-0631-50	Scalloped Gun System, 101mm x 5.0m, 14 spm, 60° Spiral	
31-101-0631-60	Scalloped Gun System, 101mm x 6.0m, 14 spm, 60° Spiral		
Includes items 1, 2, 3 and 4			
1	39-057-0631-10	Tube Strip, 57mm x 1.0m, 14 spm, 60° Spiral	15
	39-057-0631-15	Tube Strip, 57mm x 1.5m, 14 spm, 60° Spiral	22
	39-057-0631-20	Tube Strip, 57mm x 2.0m, 14 spm, 60° Spiral	29
	39-057-0631-25	Tube Strip, 57mm x 2.5m, 14 spm, 60° Spiral	36
	39-057-0631-30	Tube Strip, 57mm x 3.0m, 14 spm, 60° Spiral	43
	39-057-0631-35	Tube Strip, 57mm x 3.5m, 14 spm, 60° Spiral	50
	39-057-0631-40	Tube Strip, 57mm x 4.0m, 14 spm, 60° Spiral	57
	39-057-0631-50	Tube Strip, 57mm x 5.0m, 14 spm, 60° Spiral	71
	39-057-0631-60	Tube Strip, 57mm x 6.0m, 14 spm, 60° Spiral	85
2	31-101-0600-10	Scalloped Carrier, 101mm x 1.0m, 14 spm, 60° Spiral	
	31-101-0600-15	Scalloped Carrier, 101mm x 1.5m, 14 spm, 60° Spiral	
	31-101-0600-20	Scalloped Carrier, 101mm x 2.0m, 14 spm, 60° Spiral	
	31-101-0600-25	Scalloped Carrier, 101mm x 2.5m, 14 spm, 60° Spiral	
	31-101-0600-30	Scalloped Carrier, 101mm x 3.0m, 14 spm, 60° Spiral	
	31-101-0600-35	Scalloped Carrier, 101mm x 3.5m, 14 spm, 60° Spiral	
	31-101-0600-40	Scalloped Carrier, 101mm x 4.0m, 14 spm, 60° Spiral	
	31-101-0600-50	Scalloped Carrier, 101mm x 5.0m, 14 spm, 60° Spiral	
	31-101-0600-60	Scalloped Carrier, 101mm x 6.0m, 14 spm, 60° Spiral	
Includes item 4			
3	30-101-0005-57	Alignment Collar	
4	30-101-0004-00	Retaining Ring	
5	30-101-0001-75	Top Sub, TCP	8.6 kg (19 lbs)
6	TCP-0100-375	Top Sub Booster Transfer Kit	Includes 6A & 6B
7	TC-261-2250-057	Top Sub Booster Puck Kit	
8	30-101-0002-0L	Tandem Sub, Long TCP	11.8 kg (26.1 lbs)
9	TCP-0100-375L	Tandem Booster Transfer Kit	Includes 9A, 9B & 9C
10	TC-251-2250-057	Tandem Booster Insert (Puck) Kit	Includes 10A & 10B
11	30-101-0003-00	Bottom Sub	9.1 kg (20.1 lbs)
12	DET-0010-001	Det Cord End Seal	
13	OOO-N569-230	O-Ring, #230, 90 Duro Nitrile	
	OOO-V569-230	O-Ring, #230, 90 Duro Viton	
	OOO-N569-236	O-Ring, #236, 90 Duro Nitrile	
	OOO-V569-236	O-Ring, #236, 90 Duro Viton	
B	A578010	Detonating Cord -LS 80gr., RDX	
	A571010	Detonating Cord -LS 80gr., HMX	X
	A570010	Detonating Cord XHV 80gr., RDX	Y
	A572010	Detonating Cord XHV 80gr., HMX	Z
Approx. Req'd Detcord Length = (1.099 X Gun Length in Meters) + 0.7m			
C	DET-3050-429	Bi-Directional Booster	
D	HSC-5000-325F	Charge, 32g RDX, BH	Dry
	HSC-5000-321Z	Charge, 32g RDX, DP	Dry
	TAG-5000-382	Charge, 39g RDX, SDP	Dry
	TAG-5000-482	Charge, 39g HMX, SDP	X Dry
	SDP-5000-400	Charge, 39g HMX, SDP	X Dry
	SDP-4500-311NT3	Charge, 39g RDX, SDP, NT3- Super-Hero	Y Dry
	SDP-4500-411NT3	Charge, 39g HMX, SDP, NT3- Super-Hero	Z Dry
--	TAG-4010-180	Blank Charge Case (Non Explosive)	Dry

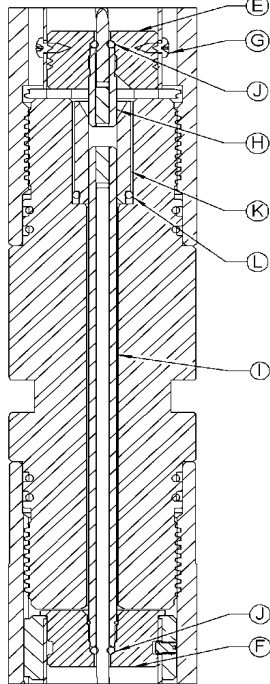


Notes:
 Refer to Technical Section for Temperature Ratings & selection
Worst Case Minimum Recommended Running ID 120.7 mm (4.75 in.)
 See API Data Sheets or call for Individual Charge running ID's.
 Tandem Shot Spacing = 0.5 m (468 mm)



14spm 60°

Tandem Booster Transfer



See Tech Manuals
MAN-TC-251
Tandem
&
MAN-TC-261 Top
for more details on
booster transfer kits

Firing Heads	A
See TCP Section	
Mech Impact	TC-010
Econo Mech Impact	TC-011
Mech Safety Impact	TC-012
Pressure Activated	TC-020
Press w/ Auto Vent	TC-023
Pr. Auto Vent & Fill	TC-024
Absolute Press	TC-026
Coil Tubing Press	TC-030
CT Safety Impact	TC-031
CT AutoVent	TC-032
Note: TC-011 is Shown	

Detonator	B
See Detonator Section	
Note: DET-3050-006 is Shown	

Wireline Firing Subs	C
Ported Top Fire Sub	WT-401

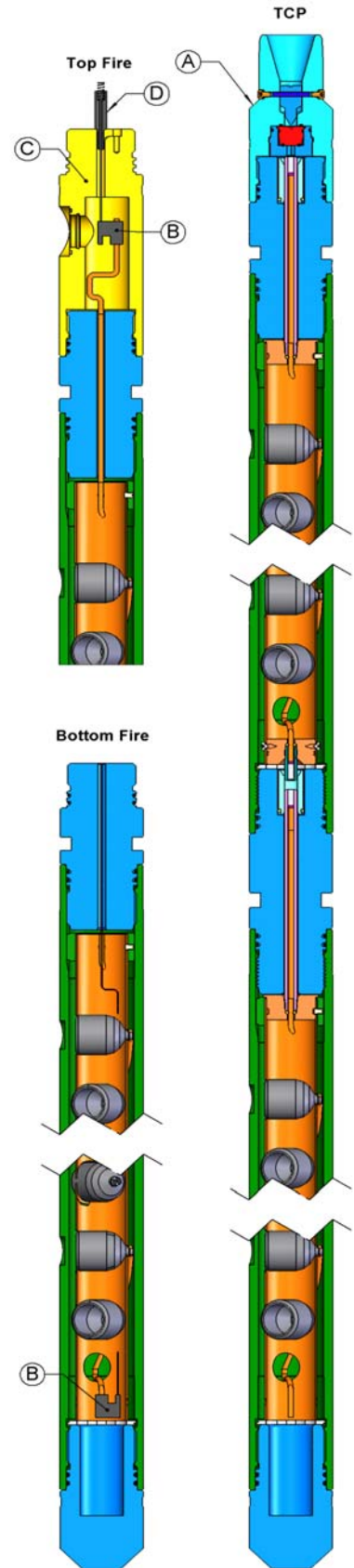
Connectors	D
Electrical Conn. Assy.	HSC-0100-010 & 012

Tandem Sub Booster Kit 2.25 in. (57 mm) Strip	
Part No.	Description
TC-251-2250-057 contains items E, F, & G	Tandem Booster Insert (Puck) Kit
TCP-0100-375L contains items H, I, J, K, & L	Booster Kit

Specifications		
Pressure Rating	131 Mpa	19,000 psi
Tensile Strength	136,800 daN	307,500 lbf
Carrier Thread	3.445 - 6 TPI Acme	
Gun Weight Loaded	30.5 kg/m	20.5 lb/ft

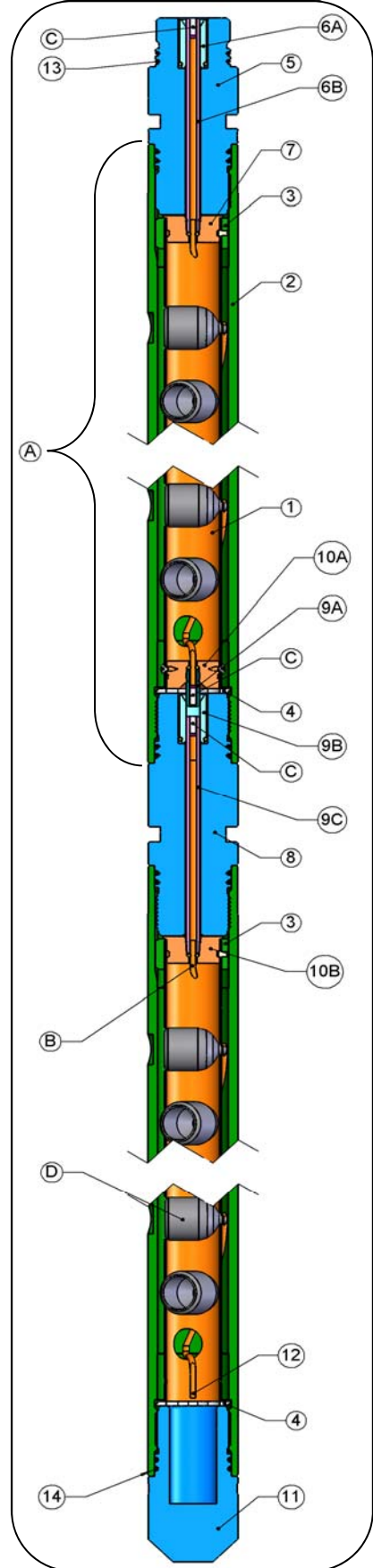
Note: Gun Weight Loaded = Carrier + Strip + Charges

Typical Configurations

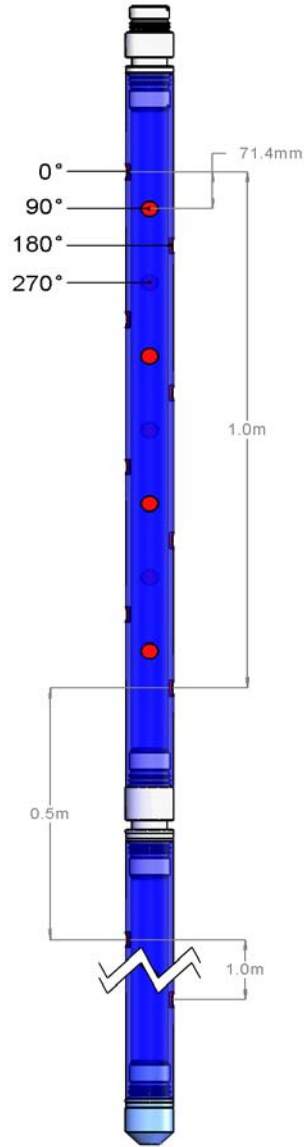
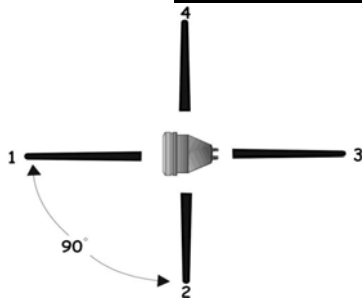


Optional Subs		
Part No.	Description	
30-101-0001-00	Top Sub, Wireline	8.8 kg (19.4 lbs)
30-101-0003-01	Bottom Sub, 101mm x 2 3/8" EU Box	7.8 kg (17.3 lbs)
30-101-0003-02	Bottom Sub, 101mm x 20" Long Weighted	28.2 kg (62.2 lbs)
30-101-0003-03	Bottom Sub, 101mm x 2 3/8" EU Pin	8.2 kg (18 lbs)
30-101-0110-0L	Tandem Sub, Orienting 101mm	11.6 kg (25.5 lbs)
30-101-0002-95	Tandem Sub, Side Port Select Fire	11.1 kg (24.4 lbs)

Item	Part No.	Description	
A	31-101-0731-10	Scalloped Gun System, 101mm x 1.0m, 14 spm, 90° Spiral	
	31-101-0731-15	Scalloped Gun System, 101mm x 1.5m, 14 spm, 90° Spiral	
	31-101-0731-20	Scalloped Gun System, 101mm x 2.0m, 14 spm, 90° Spiral	
	31-101-0731-25	Scalloped Gun System, 101mm x 2.5m, 14 spm, 90° Spiral	
	31-101-0731-30	Scalloped Gun System, 101mm x 3.0m, 14 spm, 90° Spiral	
	31-101-0731-35	Scalloped Gun System, 101mm x 3.5m, 14 spm, 90° Spiral	
	31-101-0731-40	Scalloped Gun System, 101mm x 4.0m, 14 spm, 90° Spiral	
	31-101-0731-50	Scalloped Gun System, 101mm x 5.0m, 14 spm, 90° Spiral	
	31-101-0731-60	Scalloped Gun System, 101mm x 6.0m, 14 spm, 90° Spiral Includes items 1, 2, 3 and 4	
1	39-057-0731-10	Tube Strip, 57mm x 1.0m, 14 spm, 90° Spiral	15
	39-057-0731-15	Tube Strip, 57mm x 1.5m, 14 spm, 90° Spiral	22
	39-057-0731-20	Tube Strip, 57mm x 2.0m, 14 spm, 90° Spiral	29
	39-057-0731-25	Tube Strip, 57mm x 2.5m, 14 spm, 90° Spiral	36
	39-057-0731-30	Tube Strip, 57mm x 3.0m, 14 spm, 90° Spiral	43
	39-057-0731-35	Tube Strip, 57mm x 3.5m, 14 spm, 90° Spiral	50
	39-057-0731-40	Tube Strip, 57mm x 4.0m, 14 spm, 90° Spiral	57
	39-057-0731-50	Tube Strip, 57mm x 5.0m, 14 spm, 90° Spiral	71
	39-057-0731-60	Tube Strip, 57mm x 6.0m, 14 spm, 90° Spiral	85
2	31-101-0700-10	Scalloped Carrier, 101mm x 1.0m, 14 spm, 90° Spiral	
	31-101-0700-15	Scalloped Carrier, 101mm x 1.5m, 14 spm, 90° Spiral	
	31-101-0700-20	Scalloped Carrier, 101mm x 2.0m, 14 spm, 90° Spiral	
	31-101-0700-25	Scalloped Carrier, 101mm x 2.5m, 14 spm, 90° Spiral	
	31-101-0700-30	Scalloped Carrier, 101mm x 3.0m, 14 spm, 90° Spiral	
	31-101-0700-35	Scalloped Carrier, 101mm x 3.5m, 14 spm, 90° Spiral	
	31-101-0700-40	Scalloped Carrier, 101mm x 4.0m, 14 spm, 90° Spiral	
	31-101-0700-50	Scalloped Carrier, 101mm x 5.0m, 14 spm, 90° Spiral	
	31-101-0700-60	Scalloped Carrier, 101mm x 6.0m, 14 spm, 90° Spiral Includes item 4	
3	30-101-0005-57	Alignment Collar	
4	30-101-0004-00	Retaining Ring	
5	30-101-0001-75	Top Sub, TCP	8.6 kg (19 lbs)
6	TCP-0100-375	Top Sub Booster Transfer Kit	Includes 6A & 6B
7	TC-261-2250-057	Top Sub Booster Puck Kit	
8	30-101-0002-0L	Tandem Sub, Long TCP	11.8 kg (26.1 lbs)
9	TCP-0100-375L	Tandem Booster Transfer Kit	Includes 9A, 9B & 9C
10	TC-251-2250-057	Tandem Booster Insert (Puck) Kit	Includes 10A & 10B
11	30-101-0003-00	Bottom Sub	9.1 kg (20.1 lbs)
12	DET-0010-001	Det Cord End Seal	
13	OOO-N569-230	O-Ring, #230, 90 Duro Nitrile	
	OOO-V569-230	O-Ring, #230, 90 Duro Viton	
	OOO-N569-236	O-Ring, #236, 90 Duro Nitrile	
	OOO-V569-236	O-Ring, #236, 90 Duro Viton	
B	A578010	Detonating Cord -LS 80gr., RDX	
	A571010	Detonating Cord -LS 80gr., HMX	X
	A570010	Detonating Cord XHV 80gr., RDX	Y
	A572010	Detonating Cord XHV 80gr., HMX	Z
Approx. Req'd Detcord Length = (1.212 X Gun Length in Meters) + 0.7m			
C	DET-3050-429	Bi-Directional Booster	
D	HSC-5000-325F	Charge, 32g RDX, BH	Dry
	HSC-5000-321Z	Charge, 32g RDX, DP	Dry
	TAG-5000-382	Charge, 39g RDX, SDP	Dry
	TAG-5000-482	Charge, 39g HMX, SDP	X Dry
	SDP-5000-400	Charge, 39g HMX, SDP	X Dry
	SDP-4500-311NT3	Charge, 39g RDX, SDP, NT3- Super-Hero	Y Dry
	SDP-4500-411NT3	Charge, 39g HMX, SDP, NT3- Super-Hero	Z Dry
--	TAG-4010-180	Blank Charge Case (Non Explosive)	Dry

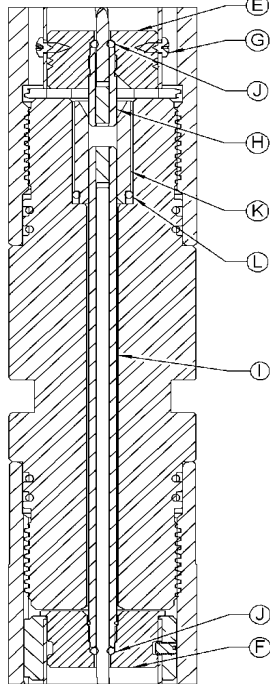


Notes:
 Refer to Technical Section for Temperature Ratings & selection
Worst Case Minimum Recommended Running ID 120.7 mm (4.75 in.)
 See API Data Sheets or call for Individual Charge running ID's.
 Tandem Shot Spacing = 0.5 m (468 mm)



14spm 90°

Tandem Booster Transfer



See Tech Manuals
MAN-TC-251
Tandem
&
MAN-TC-261 Top
for more details on
booster transfer kits

Firing Heads	A
See TCP Section	
Mech Impact	TC-010
Econo Mech Impact	TC-011
Mech Safety Impact	TC-012
Pressure Activated	TC-020
Press w/ Auto Vent	TC-023
Pr. Auto Vent & Fill	TC-024
Absolute Press	TC-026
Coil Tubing Press	TC-030
CT Safety Impact	TC-031
CT AutoVent	TC-032
Note: TC-011 is Shown	

Detonator	B
See Detonator Section	
Note: DET-3050-006 is Shown	

Wireline Firing Subs	C
Ported Top Fire Sub	WT-401

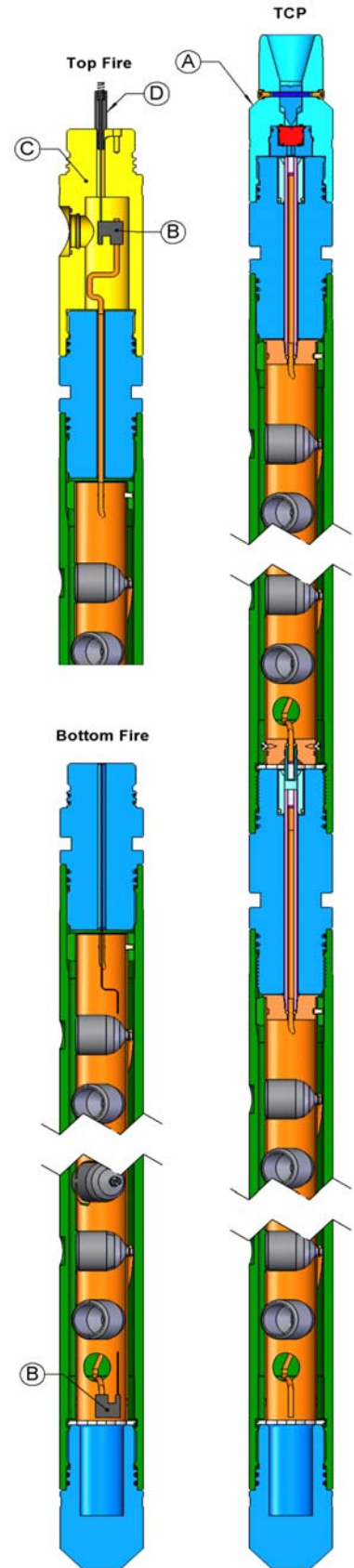
Connectors	D
Electrical Conn. Assy.	HSC-0100-010 & 012

Tandem Sub Booster Kit 2.25 in. (57 mm) Strip	
Part No.	Description
TC-251-2250-057	Tandem Booster Insert (Puck) Kit
TC-0100-375L	Booster Kit

Specifications		
Pressure Rating	131 Mpa	19,000 psi
Tensile Strength	136,800 daN	307,500 lbf
Carrier Thread	3.445 - 6 TPI Acme	
Gun Weight Loaded	30.5 kg/m	20.5 lb/ft

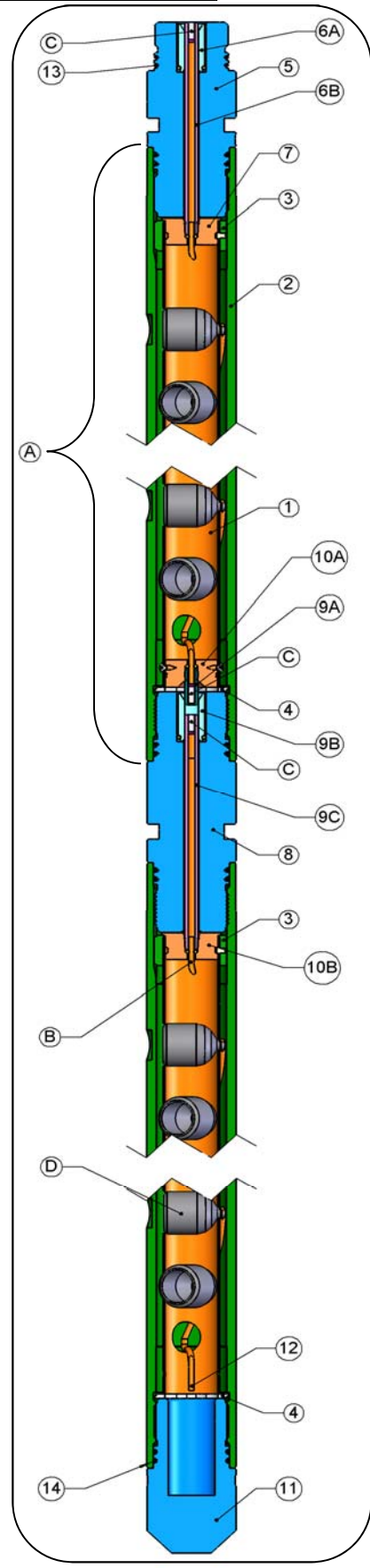
Note: Gun Weight Loaded = Carrier + Strip + Charges

Typical Configurations

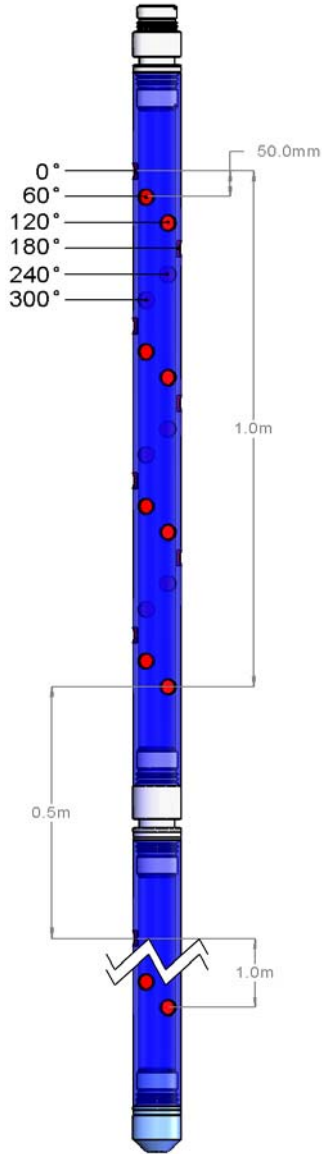
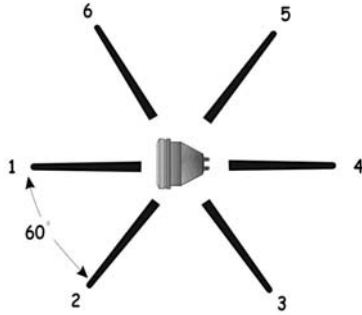


Optional Subs		
Part No.	Description	
30-101-0001-00	Top Sub, Wireline	8.8 kg (19.4 lbs)
30-101-0003-01	Bottom Sub, 101mm x 2 3/8" EU Box	7.8 kg (17.3 lbs)
30-101-0003-02	Bottom Sub, 101mm x 20" Long Weighted	28.2 kg (62.2 lbs)
30-101-0003-03	Bottom Sub, 101mm x 2 3/8" EU Pin	8.2 kg (18 lbs)
30-101-0110-0L	Tandem Sub, Orienting 101mm	11.6 kg (25.5 lbs)
30-101-0002-95	Tandem Sub, Side Port Select Fire	11.1 kg (24.4 lbs)

Item	Part No.	Description	
A	31-101-0908-10	Scalloped Gun System, 101mm x 1.0m, 16.5 spm, 60° Spiral	
	31-101-0908-15	Scalloped Gun System, 101mm x 1.5m, 16.5 spm, 60° Spiral	
	31-101-0908-20	Scalloped Gun System, 101mm x 2.0m, 16.5 spm, 60° Spiral	
	31-101-0908-25	Scalloped Gun System, 101mm x 2.5m, 16.5 spm, 60° Spiral	
	31-101-0908-30	Scalloped Gun System, 101mm x 3.0m, 16.5 spm, 60° Spiral	
	31-101-0908-35	Scalloped Gun System, 101mm x 3.5m, 16.5 spm, 60° Spiral	
	31-101-0908-40	Scalloped Gun System, 101mm x 4.0m, 16.5 spm, 60° Spiral	
	31-101-0908-50	Scalloped Gun System, 101mm x 5.0m, 16.5 spm, 60° Spiral	
	31-101-0908-60	Scalloped Gun System, 101mm x 6.0m, 16.5 spm, 60° Spiral Includes items 1, 2, 3 and 4	
1	39-054-0908-10	Tube Strip, 54mm x 1.0m, 16.5 spm, 60° Spiral	17
	39-054-0908-15	Tube Strip, 54mm x 1.5m, 16.5 spm, 60° Spiral	25
	39-054-0908-20	Tube Strip, 54mm x 2.0m, 16.5 spm, 60° Spiral	34
	39-054-0908-25	Tube Strip, 54mm x 2.5m, 16.5 spm, 60° Spiral	42
	39-054-0908-30	Tube Strip, 54mm x 3.0m, 16.5 spm, 60° Spiral	50
	39-054-0908-35	Tube Strip, 54mm x 3.5m, 16.5 spm, 60° Spiral	58
	39-054-0908-40	Tube Strip, 54mm x 4.0m, 16.5 spm, 60° Spiral	67
	39-054-0908-50	Tube Strip, 54mm x 5.0m, 16.5 spm, 60° Spiral	83
	39-054-0908-60	Tube Strip, 54mm x 6.0m, 16.5 spm, 60° Spiral	100
2	31-101-0900-10	Scalloped Carrier, 101mm x 1.0m, 16.5 spm, 60° Spiral	
	31-101-0900-15	Scalloped Carrier, 101mm x 1.5m, 16.5 spm, 60° Spiral	
	31-101-0900-20	Scalloped Carrier, 101mm x 2.0m, 16.5 spm, 60° Spiral	
	31-101-0900-25	Scalloped Carrier, 101mm x 2.5m, 16.5 spm, 60° Spiral	
	31-101-0900-30	Scalloped Carrier, 101mm x 3.0m, 16.5 spm, 60° Spiral	
	31-101-0900-35	Scalloped Carrier, 101mm x 3.5m, 16.5 spm, 60° Spiral	
	31-101-0900-40	Scalloped Carrier, 101mm x 4.0m, 16.5 spm, 60° Spiral	
	31-101-0900-50	Scalloped Carrier, 101mm x 5.0m, 16.5 spm, 60° Spiral	
	31-101-0900-60	Scalloped Carrier, 101mm x 6.0m, 16.5 spm, 60° Spiral Includes item 4	
3	30-101-0005-54	Alignment Collar	
4	30-101-0004-00	Retaining Ring	
5	30-101-0001-75	Top Sub, TCP	8.6 kg (19 lbs)
6	TCP-0100-375	Top Sub Booster Transfer Kit	Includes 6A & 6B
7	TC-261-2125-054	Top Sub Booster Puck Kit	
8	30-101-0002-0L	Tandem Sub, Long TCP	11.8 kg (26.1 lbs)
9	TCP-0100-375L	Tandem Booster Transfer Kit	Includes 9A, 9B & 9C
10	TC-251-2125-054	Tandem Booster Insert (Puck) Kit	Includes 10A & 10B
11	30-101-0003-00	Bottom Sub	9.1 kg (20.1 lbs)
12	DET-0010-001	Det Cord End Seal	
13	OOO-N569-230	O-Ring, #230, 90 Duro Nitrile	
	OOO-V569-230	O-Ring, #230, 90 Duro Viton	
	OOO-N569-236	O-Ring, #236, 90 Duro Nitrile	
	OOO-V569-236	O-Ring, #236, 90 Duro Viton	
B	A578010	Detonating Cord -LS 80gr., RDX	
	A571010	Detonating Cord -LS 80gr., HMX	
	A570010	Detonating Cord XHV 80gr., RDX	Y
	A572010	Detonating Cord XHV 80gr., HMX	Z
Approx. Req'd Detcord Length = (1.136 X Gun Length in Meters) + 0.7m			
C	DET-3050-429	Bi-Directional Booster	
D	TAG-3375-311L	Charge, 19g RDX, DP	Dry
	HSC-3375-301	Charge, 20g RDX, BH	Dry
	SDP-3375-311NT	Charge, 23g RDX, SDP	Dry
	HSC-4000-318	Charge, 26g RDX, DP	Dry
	TAG-3375-302	Charge, 25g RDX, GH	Dry
	SDP-3375-311NT3	Charge, 25g RDX, SDP, NT3- Hero	Y Dry
	SDP-3375-411NT3	Charge, 25g HMX, SDP, NT3- Hero	Z Dry
	TAG-5000-360	Charge, 32g RDX, DP	Y Dry
--	TAG-4000-701	Blank Charge Case (Non Explosive)	

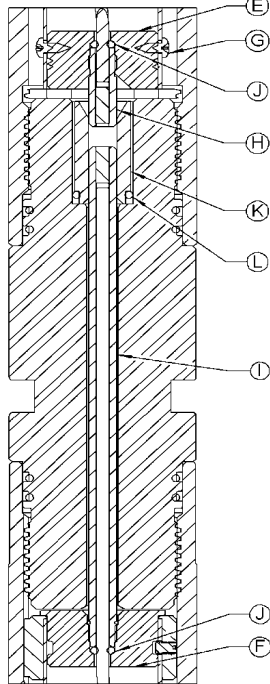


Notes:
 Refer to Technical Section for Temperature Ratings & selection
Worst Case Minimum Recommended Running ID 120.7 mm (4.75 in.)
 See API Data Sheets or call for Individual Charge running ID's.
 Tandem Shot Spacing = 0.5 m (468 mm)



20spm 60°

Tandem Booster Transfer



See Tech Manuals
MAN-TC-251
Tandem
&
MAN-TC-261 Top
for more details on
booster transfer kits

Firing Heads	A
See TCP Section	
Mech Impact	TC-010
Econo Mech Impact	TC-011
Mech Safety Impact	TC-012
Pressure Activated	TC-020
Press w/ Auto Vent	TC-023
Pr. Auto Vent & Fill	TC-024
Absolute Press	TC-026
Coil Tubing Press	TC-030
CT Safety Impact	TC-031
CT AutoVent	TC-032
Note: TC-011 is Shown	

Detonator	B
See Detonator Section	
Note: DET-3050-006 is Shown	

Wireline Firing Subs	C
Ported Top Fire Sub WT-401	

Connectors	D
Electrical Conn. Assy.	HSC-0100-010 & 012

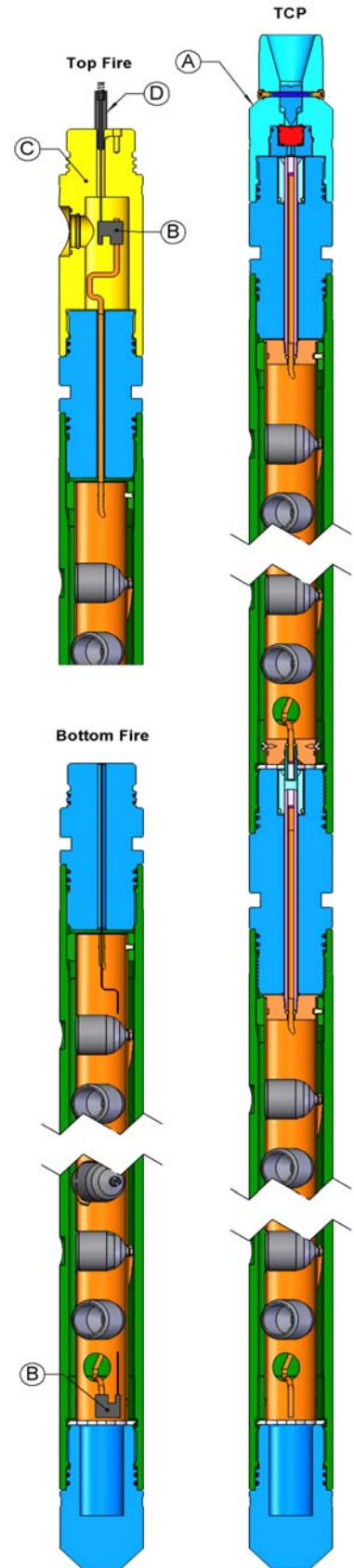
Tandem Sub Booster Kit 2.125 in. (54 mm) Strip

Part No.	Description
TC-251-2125-054 contains items E, F, & G	Tandem Booster Insert (Puck) Kit
TCP-0100-375L contains items H, I, J, K, & L	Booster Kit

Specifications		
Pressure Rating	131 Mpa	19,000 psi
Tensile Strength	136,800 daN	307,500 lbf
Carrier Thread	3.445 - 6 TPI Acme	
Gun Weight Loaded	29.3 kg/m	19.7 lb/ft

Note: Gun Weight Loaded = Carrier + Strip + Charges

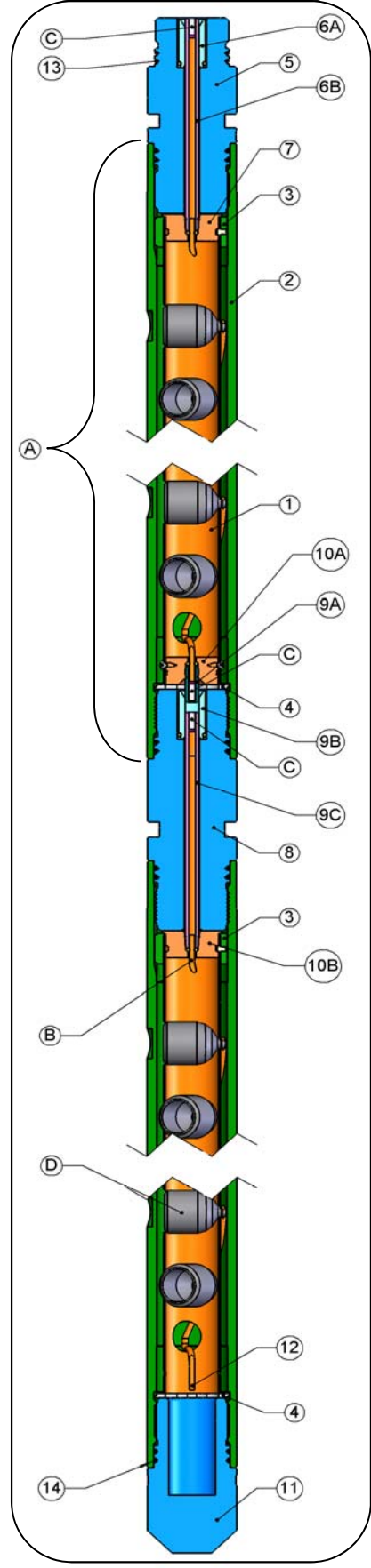
Typical Configurations



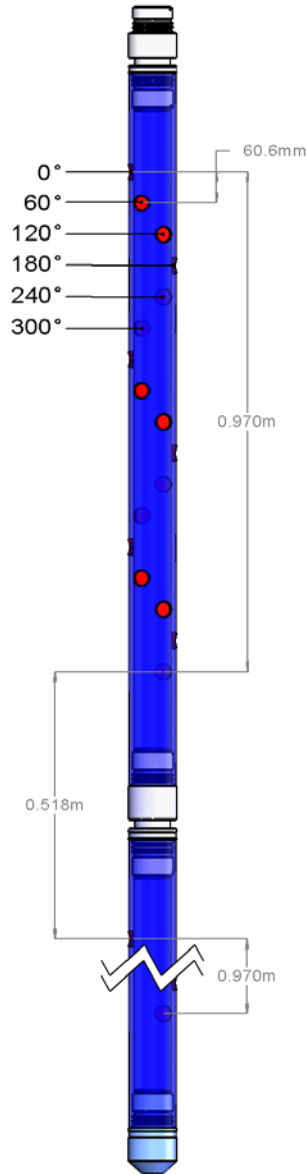
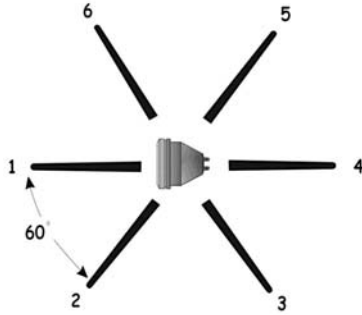
Optional Subs		
Part No.	Description	
30-101-0001-00	Top Sub, Wireline	8.8 kg (19.4 lbs)
30-101-0003-01	Bottom Sub, 101mm x 2 3/8" EU Box	7.8 kg (17.3 lbs)
30-101-0003-02	Bottom Sub, 101mm x 20" Long Weighted	28.2 kg (62.2 lbs)
30-101-0003-03	Bottom Sub, 101mm x 2 3/8" EU Pin	8.2 kg (18 lbs)
30-101-0110-0L	Tandem Sub, Orienting 101mm	11.6 kg (25.5 lbs)
30-101-0002-95	Tandem Sub, Side Port Select Fire	11.1 kg (24.4 lbs)



Item	Part No.	Description	
A	31-101-0931-10	Scalloped Gun System, 101mm x 1.0m, 16.5 spm, 60° Spiral	
	31-101-0931-15	Scalloped Gun System, 101mm x 1.5m, 16.5 spm, 60° Spiral	
	31-101-0931-20	Scalloped Gun System, 101mm x 2.0m, 16.5 spm, 60° Spiral	
	31-101-0931-25	Scalloped Gun System, 101mm x 2.5m, 16.5 spm, 60° Spiral	
	31-101-0931-30	Scalloped Gun System, 101mm x 3.0m, 16.5 spm, 60° Spiral	
	31-101-0931-35	Scalloped Gun System, 101mm x 3.5m, 16.5 spm, 60° Spiral	
	31-101-0931-40	Scalloped Gun System, 101mm x 4.0m, 16.5 spm, 60° Spiral	
	31-101-0931-50	Scalloped Gun System, 101mm x 5.0m, 16.5 spm, 60° Spiral	
31-101-0931-60	Scalloped Gun System, 101mm x 6.0m, 16.5 spm, 60° Spiral		
Includes items 1, 2, 3 and 4			
1	39-057-0931-10	Tube Strip, 57mm x 1.0m, 16.5 spm, 60° Spiral	17
	39-057-0931-15	Tube Strip, 57mm x 1.5m, 16.5 spm, 60° Spiral	25
	39-057-0931-20	Tube Strip, 57mm x 2.0m, 16.5 spm, 60° Spiral	34
	39-057-0931-25	Tube Strip, 57mm x 2.5m, 16.5 spm, 60° Spiral	42
	39-057-0931-30	Tube Strip, 57mm x 3.0m, 16.5 spm, 60° Spiral	50
	39-057-0931-35	Tube Strip, 57mm x 3.5m, 16.5 spm, 60° Spiral	58
	39-057-0931-40	Tube Strip, 57mm x 4.0m, 16.5 spm, 60° Spiral	67
	39-057-0931-50	Tube Strip, 57mm x 5.0m, 16.5 spm, 60° Spiral	83
	39-057-0931-60	Tube Strip, 57mm x 6.0m, 16.5 spm, 60° Spiral	100
	2	31-101-0900-10	Scalloped Carrier, 101mm x 1.0m, 16.5 spm, 60° Spiral
31-101-0900-15		Scalloped Carrier, 101mm x 1.5m, 16.5 spm, 60° Spiral	
31-101-0900-20		Scalloped Carrier, 101mm x 2.0m, 16.5 spm, 60° Spiral	
31-101-0900-25		Scalloped Carrier, 101mm x 2.5m, 16.5 spm, 60° Spiral	
31-101-0900-30		Scalloped Carrier, 101mm x 3.0m, 16.5 spm, 60° Spiral	
31-101-0900-35		Scalloped Carrier, 101mm x 3.5m, 16.5 spm, 60° Spiral	
31-101-0900-40		Scalloped Carrier, 101mm x 4.0m, 16.5 spm, 60° Spiral	
31-101-0900-50		Scalloped Carrier, 101mm x 5.0m, 16.5 spm, 60° Spiral	
31-101-0900-60		Scalloped Carrier, 101mm x 6.0m, 16.5 spm, 60° Spiral	
Includes item 4			
3	30-101-0005-57	Alignment Collar	
4	30-101-0004-00	Retaining Ring	
5	30-101-0001-75	Top Sub, TCP	8.6 kg (19 lbs)
6	TCP-0100-375	Top Sub Booster Transfer Kit	Includes 6A & 6B
7	TC-261-2250-057	Top Sub Booster Puck Kit	
8	30-101-0002-0L	Tandem Sub, Long TCP	11.8 kg (26.1 lbs)
9	TCP-0100-375L	Tandem Booster Transfer Kit	Includes 9A, 9B & 9C
10	TC-251-2250-057	Tandem Booster Insert (Puck) Kit	Includes 10A & 10B
11	30-101-0003-00	Bottom Sub	9.1 kg (20.1 lbs)
12	DET-0010-001	Det Cord End Seal	
13	OOO-N569-230	O-Ring, #230, 90 Duro Nitrile	
	OOO-V569-230	O-Ring, #230, 90 Duro Viton	
14	OOO-N569-236	O-Ring, #236, 90 Duro Nitrile	
	OOO-V569-236	O-Ring, #236, 90 Duro Viton	
B	A570010	Detonating Cord XHV 80gr., RDX	Z
	A572010	Detonating Cord XHV 80gr., HMX	Z
	-	-	
Approx. Req'd Detcord Length = (1.136 X Gun Length in Meters) + 0.7m			
C	DET-3050-429	Bi-Directional Booster	
D	HSC-5000-325F	Charge, 32g RDX, BH	Dry
	HSC-5000-321Z	Charge, 32g RDX, DP	Dry
	TAG-5000-382	Charge, 39g RDX, SDP	Fluid
	TAG-5000-482	Charge, 39g HMX, SDP	Z Fluid
	SDP-5000-400	Charge, 39g HMX, SDP	Z Fluid
	SDP-4500-311NT3	Charge, 39g RDX, SDP, NT3- Super-Hero	Fluid
SDP-4500-411NT3	Charge, 39g HMX, SDP, NT3- Super-Hero	Z Fluid	
--	TAG-4010-180	Blank Charge Case (Non Explosive)	

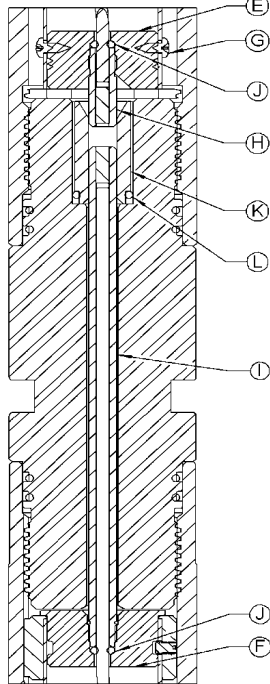


Notes:
 Refer to Technical Section for Temperature Ratings & selection
Worst Case Minimum Recommended Running ID 120.7 mm (4.75 in.)
 See API Data Sheets or call for Individual Charge running ID's.
 Tandem Shot Spacing = 0.5 m (468 mm)



16.5spm 60°

Tandem Booster Transfer



See Tech Manuals
MAN-TC-251
Tandem
&
MAN-TC-261 Top
for more details on
booster transfer kits

Firing Heads	A
See TCP Section	
Mech Impact	TC-010
Econo Mech Impact	TC-011
Mech Safety Impact	TC-012
Pressure Activated	TC-020
Press w/ Auto Vent	TC-023
Pr. Auto Vent & Fill	TC-024
Absolute Press	TC-026
Coil Tubing Press	TC-030
CT Safety Impact	TC-031
CT AutoVent	TC-032
Note: TC-011 is Shown	

Detonator	B
See Detonator Section	
Note: DET-3050-006 is Shown	

Wireline Firing Subs	C
Ported Top Fire Sub	WT-401

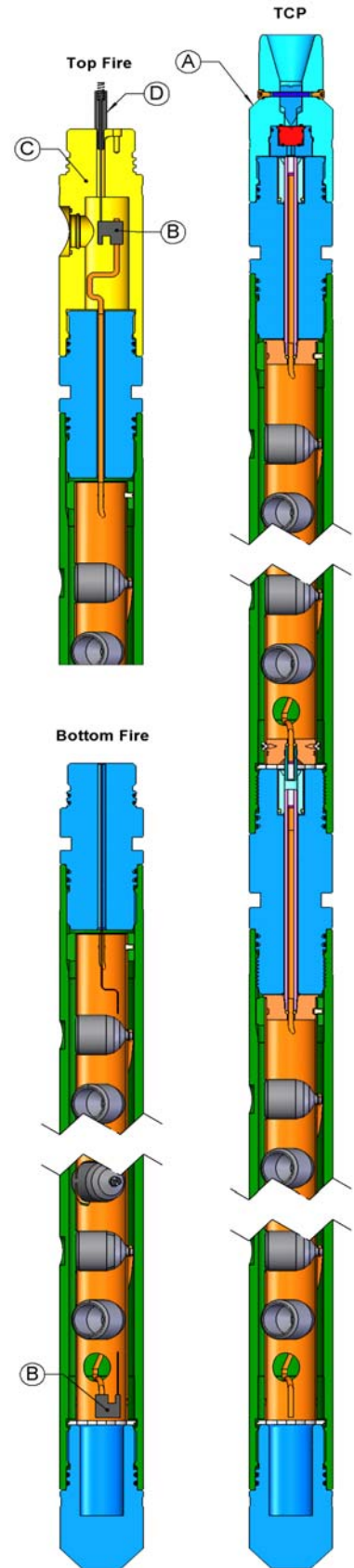
Connectors	D
Electrical Conn. Assy.	HSC-0100-010 & 012

Tandem Sub Booster Kit 2.25 in. (57 mm) Strip	
Part No.	Description
TC-251-2250-057 contains items E, F, & G	Tandem Booster Insert (Puck) Kit
TC-0100-375L contains items H, I, J, K, & L	Booster Kit

Specifications		
Pressure Rating	131 Mpa	19,000 psi
Tensile Strength	136,800 daN	307,500 lbf
Carrier Thread	3.445 - 6 TPI Acme	
Gun Weight Loaded	31.6 kg/m	21.2 lb/ft

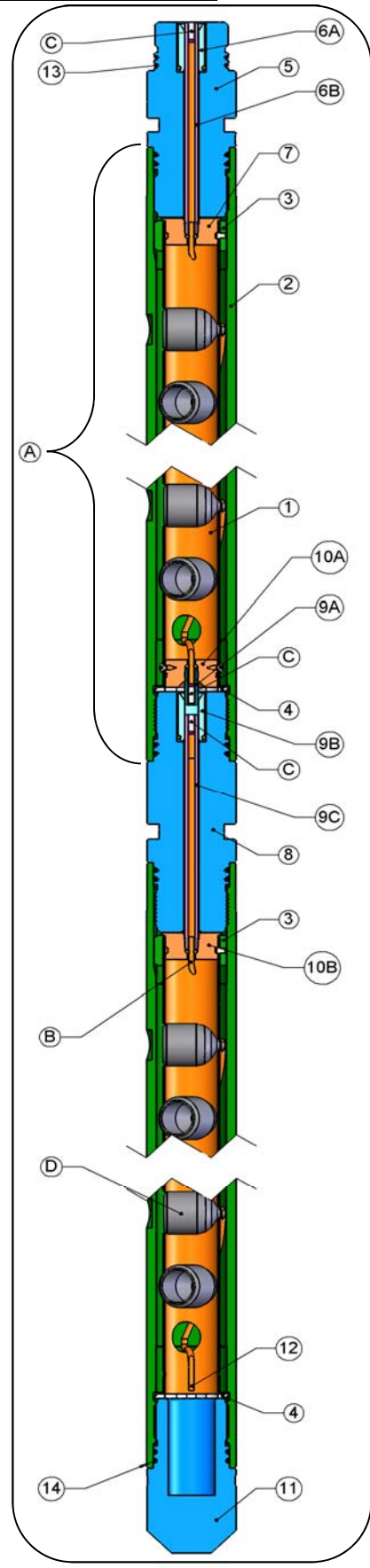
Note: Gun Weight Loaded = Carrier + Strip + Charges

Typical Configurations

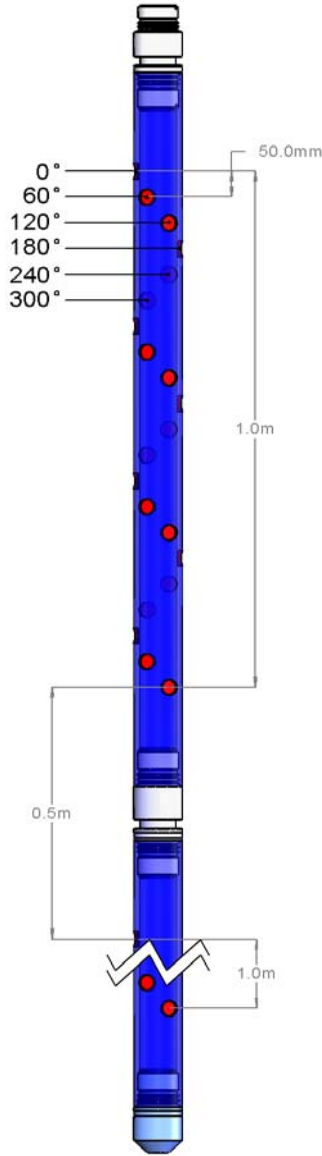
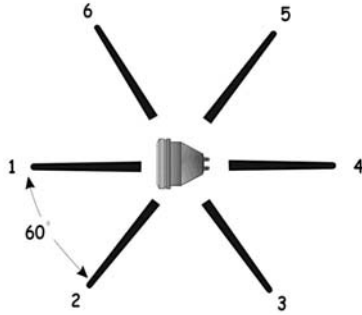


Optional Subs		
Part No.	Description	
30-101-0001-00	Top Sub, Wireline	8.8 kg (19.4 lbs)
30-101-0003-01	Bottom Sub, 101mm x 2 3/8" EU Box	7.8 kg (17.3 lbs)
30-101-0003-02	Bottom Sub, 101mm x 20" Long Weighted	28.2 kg (62.2 lbs)
30-101-0003-03	Bottom Sub, 101mm x 2 3/8" EU Pin	8.2 kg (18 lbs)
30-101-0110-0L	Tandem Sub, Orienting 101mm	11.6 kg (25.5 lbs)
30-101-0002-95	Tandem Sub, Side Port Select Fire	11.1 kg (24.4 lbs)

Item	Part No.	Description	
A	31-101-2508-10	Scalloped Gun System, 101mm x 1.0m, 20 spm, 60° Spiral	
	31-101-2508-15	Scalloped Gun System, 101mm x 1.5m, 20 spm, 60° Spiral	
	31-101-2508-20	Scalloped Gun System, 101mm x 2.0m, 20 spm, 60° Spiral	
	31-101-2508-25	Scalloped Gun System, 101mm x 2.5m, 20 spm, 60° Spiral	
	31-101-2508-30	Scalloped Gun System, 101mm x 3.0m, 20 spm, 60° Spiral	
	31-101-2508-35	Scalloped Gun System, 101mm x 3.5m, 20 spm, 60° Spiral	
	31-101-2508-40	Scalloped Gun System, 101mm x 4.0m, 20 spm, 60° Spiral	
	31-101-2508-50	Scalloped Gun System, 101mm x 5.0m, 20 spm, 60° Spiral	
	31-101-2508-60	Scalloped Gun System, 101mm x 6.0m, 20 spm, 60° Spiral Includes items 1, 2, 3 and 4	
1	39-054-2508-10	Tube Strip, 54mm x 1.0m, 20 spm, 60° Spiral	21
	39-054-2508-15	Tube Strip, 54mm x 1.5m, 20 spm, 60° Spiral	31
	39-054-2508-20	Tube Strip, 54mm x 2.0m, 20 spm, 60° Spiral	41
	39-054-2508-25	Tube Strip, 54mm x 2.5m, 20 spm, 60° Spiral	51
	39-054-2508-30	Tube Strip, 54mm x 3.0m, 20 spm, 60° Spiral	61
	39-054-2508-35	Tube Strip, 54mm x 3.5m, 20 spm, 60° Spiral	71
	39-054-2508-40	Tube Strip, 54mm x 4.0m, 20 spm, 60° Spiral	81
	39-054-2508-50	Tube Strip, 54mm x 5.0m, 20 spm, 60° Spiral	101
	39-054-2508-60	Tube Strip, 54mm x 6.0m, 20 spm, 60° Spiral	121
2	31-101-2500-10	Scalloped Carrier, 101mm x 1.0m, 20 spm, 60° Spiral	
	31-101-2500-15	Scalloped Carrier, 101mm x 1.5m, 20 spm, 60° Spiral	
	31-101-2500-20	Scalloped Carrier, 101mm x 2.0m, 20 spm, 60° Spiral	
	31-101-2500-25	Scalloped Carrier, 101mm x 2.5m, 20 spm, 60° Spiral	
	31-101-2500-30	Scalloped Carrier, 101mm x 3.0m, 20 spm, 60° Spiral	
	31-101-2500-35	Scalloped Carrier, 101mm x 3.5m, 20 spm, 60° Spiral	
	31-101-2500-40	Scalloped Carrier, 101mm x 4.0m, 20 spm, 60° Spiral	
	31-101-2500-50	Scalloped Carrier, 101mm x 5.0m, 20 spm, 60° Spiral	
	31-101-2500-60	Scalloped Carrier, 101mm x 6.0m, 20 spm, 60° Spiral Includes item 4	
3	30-101-0005-54	Alignment Collar	
4	30-101-0004-00	Retaining Ring	
5	30-101-0001-75	Top Sub, TCP	8.6 kg (19 lbs)
6	TCP-0100-375	Top Sub Booster Transfer Kit	Includes 6A & 6B
7	TC-261-2125-054	Top Sub Booster Puck Kit	
8	30-101-0002-0L	Tandem Sub, Long TCP	11.8 kg (26.1 lbs)
9	TCP-0100-375L	Tandem Booster Transfer Kit	Includes 9A, 9B & 9C
10	TC-251-2125-054	Tandem Booster Insert (Puck) Kit	Includes 10A & 10B
11	30-101-0003-00	Bottom Sub	9.1 kg (20.1 lbs)
12	DET-0010-001	Det Cord End Seal	
13	OOO-N569-230	O-Ring, #230, 90 Duro Nitrile	
	OOO-V569-230	O-Ring, #230, 90 Duro Viton	
	OOO-N569-236	O-Ring, #236, 90 Duro Nitrile	
	OOO-V569-236	O-Ring, #236, 90 Duro Viton	
B	A578010	Detonating Cord -LS 80gr., RDX	
	A571010	Detonating Cord -LS 80gr., HMX	
	A570010	Detonating Cord XHV 80gr., RDX	Y
	A572010	Detonating Cord XHV 80gr., HMX	Z
	Approx. Req'd Detcord Length = (1.177 X Gun Length in Meters) + 0.7m		
C	DET-3050-429	Bi-Directional Booster	
D	TAG-3375-311L	Charge, 19g RDX, DP	Dry
	HSC-3375-301	Charge, 20g RDX, BH	Dry
	SDP-3375-311NT	Charge, 23g RDX, SDP	Dry
	HSC-4000-318	Charge, 26g RDX, DP	Dry
	TAG-3375-302	Charge, 25g RDX, GH	Dry
	SDP-3375-311NT3	Charge, 25g RDX, SDP, NT3- Hero	Y Dry
	SDP-3375-411NT3	Charge, 25g HMX, SDP, NT3- Hero	Z Dry
	TAG-5000-360	Charge, 32g RDX, DP	Y Fluid
--	TAG-4000-701	Blank Charge Case (Non Explosive)	

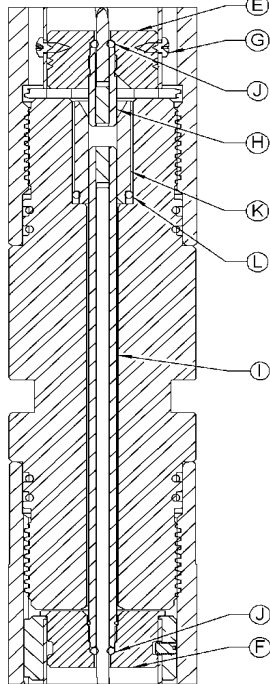


Notes:
 Refer to Technical Section for Temperature Ratings & selection
Worst Case Minimum Recommended Running ID 120.7 mm (4.75 in.)
 See API Data Sheets or call for Individual Charge running ID's.
 Tandem Shot Spacing = 0.5 m (468 mm)



20spm 60°

Tandem Booster Transfer



See Tech Manuals
MAN-TC-251
Tandem
&
MAN-TC-261 Top
for more details on
booster transfer kits

Firing Heads	A
See TCP Section	
Mech Impact	TC-010
Econo Mech Impact	TC-011
Mech Safety Impact	TC-012
Pressure Activated	TC-020
Press w/ Auto Vent	TC-023
Pr. Auto Vent & Fill	TC-024
Absolute Press	TC-026
Coil Tubing Press	TC-030
CT Safety Impact	TC-031
CT AutoVent	TC-032
Note: TC-011 is Shown	

Detonator	B
See Detonator Section	
Note: DET-3050-006 is Shown	

Wireline Firing Subs	C
Ported Top Fire Sub WT-401	

Connectors	D
Electrical Conn. Assy.	HSC-0100-010 & 012

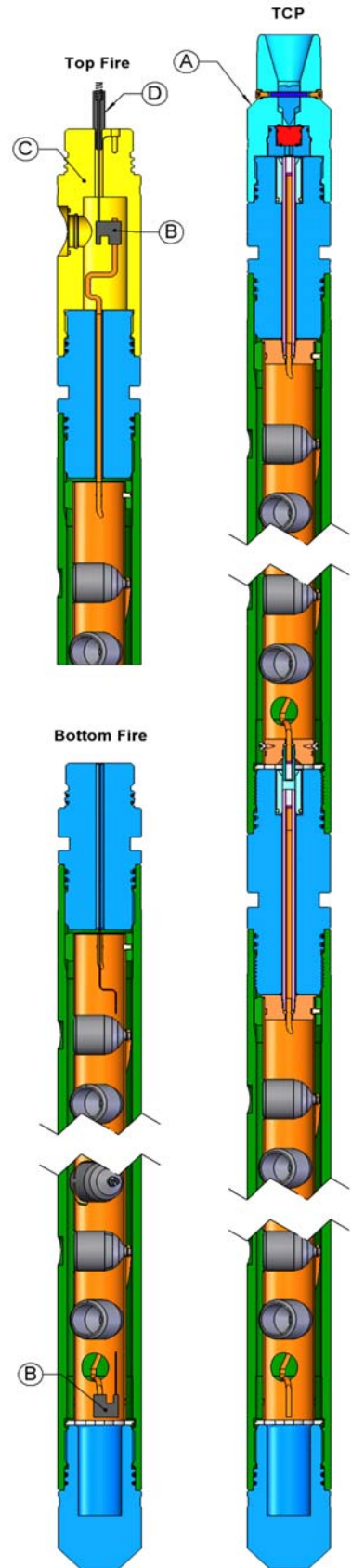
Tandem Sub Booster Kit 2.125 in. (54 mm) Strip

Part No.	Description
TC-251-2125-054 contains items E, F, & G	Tandem Booster Insert (Puck) Kit
TCP-0100-375L contains items H, I, J, K, & L	Booster Kit

Specifications		
Pressure Rating	131 Mpa	19,000 psi
Tensile Strength	136,800 daN	307,500 lbf
Carrier Thread	3.445 - 6 TPI Acme	
Gun Weight Loaded	30.5 kg/m	20.5 lb/ft

Note: Gun Weight Loaded = Carrier + Strip + Charges

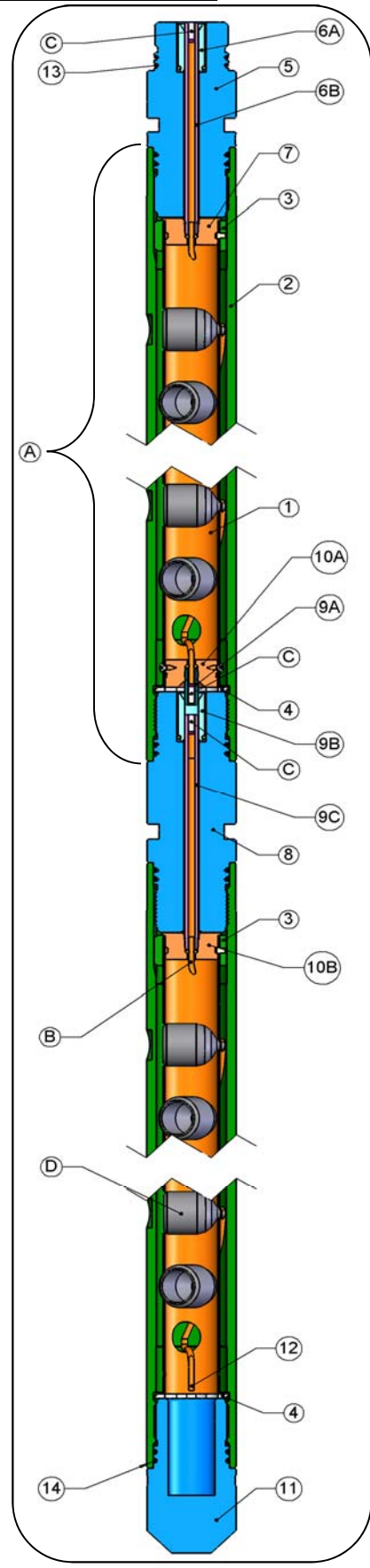
Typical Configurations



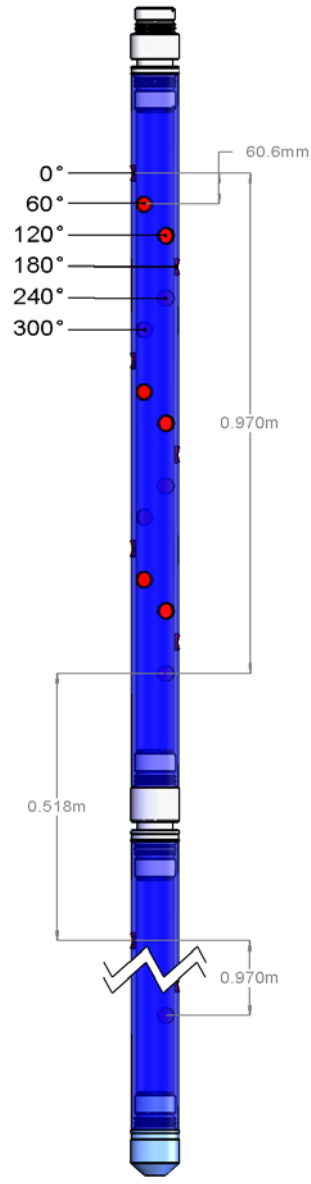
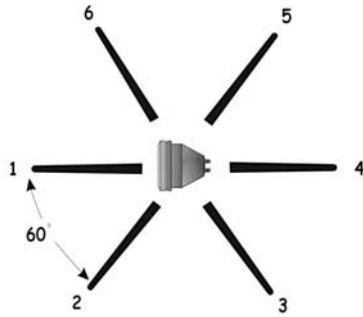
Optional Subs		
Part No.	Description	
30-101-0001-00	Top Sub, Wireline	8.8 kg (19.4 lbs)
30-101-0003-01	Bottom Sub, 101mm x 2 3/8" EU Box	7.8 kg (17.3 lbs)
30-101-0003-02	Bottom Sub, 101mm x 20" Long Weighted	28.2 kg (62.2 lbs)
30-101-0003-03	Bottom Sub, 101mm x 2 3/8" EU Pin	8.2 kg (18 lbs)
30-101-0110-0L	Tandem Sub, Orienting 101mm	11.6 kg (25.5 lbs)
30-101-0002-95	Tandem Sub, Side Port Select Fire	11.1 kg (24.4 lbs)



Item	Part No.	Description	
A	31-114-0931-10	Scalloped Gun System, 114mm x 1.0m, 16.5 spm, 60° Spiral	
	31-114-0931-15	Scalloped Gun System, 114mm x 1.5m, 16.5 spm, 60° Spiral	
	31-114-0931-20	Scalloped Gun System, 114mm x 2.0m, 16.5 spm, 60° Spiral	
	31-114-0931-25	Scalloped Gun System, 114mm x 2.5m, 16.5 spm, 60° Spiral	
	31-114-0931-30	Scalloped Gun System, 114mm x 3.0m, 16.5 spm, 60° Spiral	
	31-114-0931-35	Scalloped Gun System, 114mm x 3.5m, 16.5 spm, 60° Spiral	
	31-114-0931-40	Scalloped Gun System, 114mm x 4.0m, 16.5 spm, 60° Spiral	
	31-114-0931-50	Scalloped Gun System, 114mm x 5.0m, 16.5 spm, 60° Spiral	
31-114-0931-60	Scalloped Gun System, 114mm x 6.0m, 16.5 spm, 60° Spiral		
		Includes items 1, 2, 3 and 4	
1	39-057-0931-10	Tube Strip, 57mm x 1.0m, 16.5 spm, 60° Spiral	17
	39-057-0931-15	Tube Strip, 57mm x 1.5m, 16.5 spm, 60° Spiral	25
	39-057-0931-20	Tube Strip, 57mm x 2.0m, 16.5 spm, 60° Spiral	34
	39-057-0931-25	Tube Strip, 57mm x 2.5m, 16.5 spm, 60° Spiral	42
	39-057-0931-30	Tube Strip, 57mm x 3.0m, 16.5 spm, 60° Spiral	50
	39-057-0931-35	Tube Strip, 57mm x 3.5m, 16.5 spm, 60° Spiral	58
	39-057-0931-40	Tube Strip, 57mm x 4.0m, 16.5 spm, 60° Spiral	67
	39-057-0931-50	Tube Strip, 57mm x 5.0m, 16.5 spm, 60° Spiral	83
	39-057-0931-60	Tube Strip, 57mm x 6.0m, 16.5 spm, 60° Spiral	100
	2	31-114-0900-10	Scalloped Carrier, 114mm x 1.0m, 16.5 spm, 60° Spiral
31-114-0900-15		Scalloped Carrier, 114mm x 1.5m, 16.5 spm, 60° Spiral	
31-114-0900-20		Scalloped Carrier, 114mm x 2.0m, 16.5 spm, 60° Spiral	
31-114-0900-25		Scalloped Carrier, 114mm x 2.5m, 16.5 spm, 60° Spiral	
31-114-0900-30		Scalloped Carrier, 114mm x 3.0m, 16.5 spm, 60° Spiral	
31-114-0900-35		Scalloped Carrier, 114mm x 3.5m, 16.5 spm, 60° Spiral	
31-114-0900-40		Scalloped Carrier, 114mm x 4.0m, 16.5 spm, 60° Spiral	
31-114-0900-50		Scalloped Carrier, 114mm x 5.0m, 16.5 spm, 60° Spiral	
31-114-0900-60		Scalloped Carrier, 114mm x 6.0m, 16.5 spm, 60° Spiral	
			Includes item 4
3	30-114-0005-57	Alignment Collar	
4	30-114-0004-00	Retaining Ring	
5	30-114-0001-75	Top Sub, TCP	10.6 kg (23.3 lbs)
6	TCP-0100-375	Top Sub Booster Transfer Kit	Includes 6A & 6B
7	TC-261-2250-057	Top Sub Booster Puck Kit	
8	30-114-0002-0L	Tandem Sub, Long TCP	15.3 kg (33.7 lbs)
9	TCP-0100-375L	Tandem Booster Transfer Kit	Includes 9A, 9B & 9C
10	TC-251-2250-057	Tandem Booster Insert (Puck) Kit	Includes 10A & 10B
11	30-114-0003-00	Bottom Sub	10.6 kg (23.4 lbs)
12	DET-0010-001	Det Cord End Seal	
13	OOO-N569-230	O-Ring, #230, 90 Duro Nitrile	
	OOO-V569-230	O-Ring, #230, 90 Duro Viton	
	OOO-N569-342	O-Ring, #342, 90 Duro Nitrile	
	OOO-V569-342	O-Ring, #342, 90 Duro Viton	
B	A570010	Detonating Cord XHV 80gr., RDX	Z
	A572010	Detonating Cord XHV 80gr., HMX	Z
	-	-	-
		Approx. Req'd Detcord Length = (1.136 X Gun Length in Meters) + 0.7m	
C	DET-3050-429	Bi-Directional Booster	
D	HSC-5000-325F	Charge, 32g RDX, BH	Dry
	HSC-5000-321Z	Charge, 32g RDX, DP	Dry
	TAG-5000-382	Charge, 39g RDX, SDP	Fluid
	TAG-5000-482	Charge, 39g HMX, SDP	Z Fluid
	SDP-5000-400	Charge, 39g HMX, SDP	Z Fluid
	SDP-4500-311NT3	Charge, 39g RDX, SDP, NT3- Super-Hero	Fluid
SDP-4500-411NT3	Charge, 39g HMX, SDP, NT3- Super-Hero	Z Fluid	
--	TAG-4010-180	Blank Charge Case (Non Explosive)	

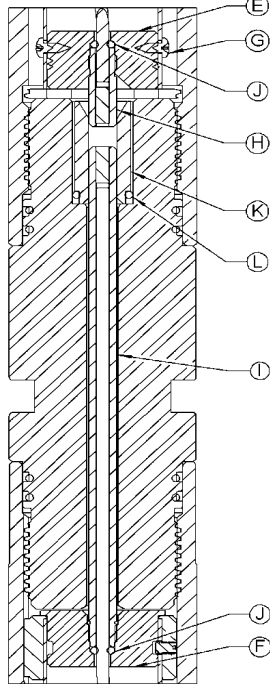


Notes:
 Refer to Technical Section for Temperature Ratings & selection
Worst Case Minimum Recommended Running ID 127 mm (5 in.)
 See API Data Sheets or call for Individual Charge running ID's.
 Tandem Shot Spacing = 0.5 m (455 mm)



16.5spm 60°

Tandem Booster Transfer



See Tech Manuals
MAN-TC-251
Tandem
&
MAN-TC-261 Top
for more details on
booster transfer kits

Firing Heads	A
See TCP Section	
Mech Impact	TC-010
Econo Mech Impact	TC-011
Mech Safety Impact	TC-012
Pressure Activated	TC-020
Press w/ Auto Vent	TC-023
Pr. Auto Vent & Fill	TC-024
Absolute Press	TC-026
Coil Tubing Press	TC-030
CT Safety Impact	TC-031
CT AutoVent	TC-032

Note: TC-011 is Shown

Detonator	B
See Detonator Section	
Note: DET-3050-006 is Shown	

Wireline Firing Subs	C
Ported Top Fire Sub	WT-401

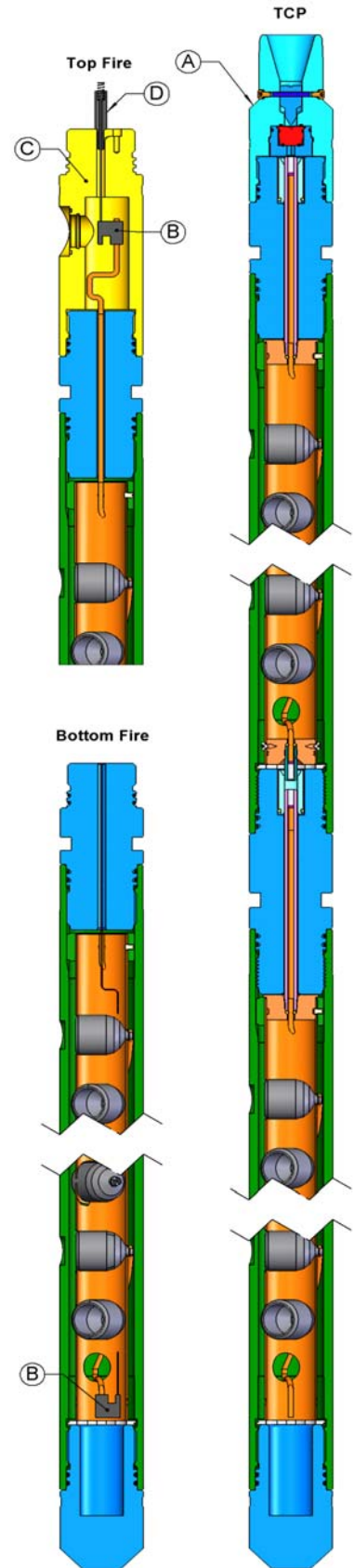
Connectors	D
Electrical Conn. Assy.	HSC-0100-010 & 012

Tandem Sub Booster Kit 2.25 in. (57 mm) Strip	
Part No.	Description
TC-251-2250-057 contains items E, F, & G	Tandem Booster Insert (Puck) Kit
TCP-0100-375L contains items H, I, J, K, & L	Booster Kit

Specifications		
Pressure Rating	117 Mpa	17,000 psi
Tensile Strength	155,700 daN	349,900 lbf
Carrier Thread	3.943 - 6 TPI Acme	
Gun Weight Loaded	34.6 kg/m	23.2 lb/ft

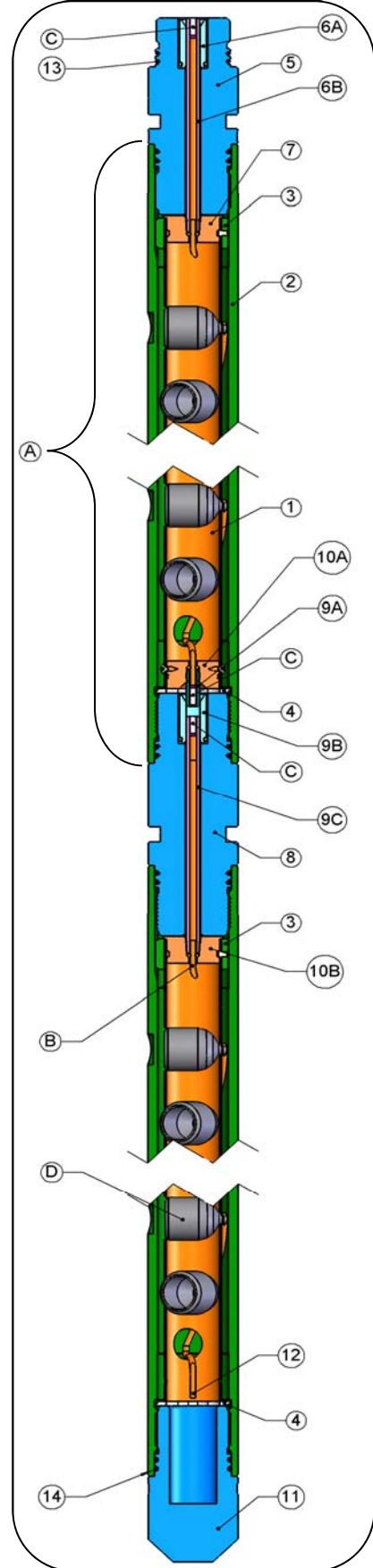
Note: Gun Weight Loaded = Carrier + Strip + Charges

Typical Configurations

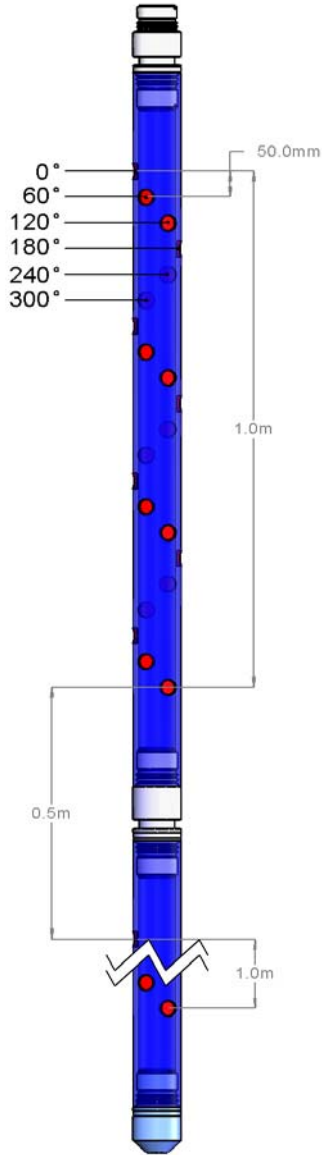
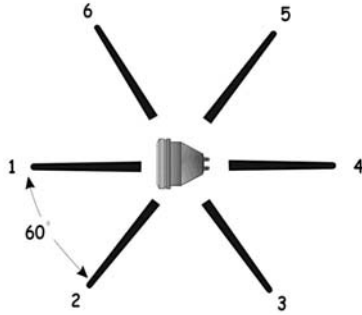


Optional Subs		
Part No.	Description	
30-114-0001-00	Top Sub, Wireline	11.7 kg (25.8 lbs)
30-114-0002-95	Tandem Sub, Side Port Select Fire	15.2 kg (33.6 lbs)
-	-	-
-	-	-
-	-	-
-	-	-

Item	Part No.	Description	
A	31-127-0608-10	Scalloped Gun System, 127mm x 1.0m, 14 spm, 60° Spiral	
	31-127-0608-15	Scalloped Gun System, 127mm x 1.5m, 14 spm, 60° Spiral	
	31-127-0608-20	Scalloped Gun System, 127mm x 2.0m, 14 spm, 60° Spiral	
	31-127-0608-25	Scalloped Gun System, 127mm x 2.5m, 14 spm, 60° Spiral	
	31-127-0608-30	Scalloped Gun System, 127mm x 3.0m, 14 spm, 60° Spiral	
	31-127-0608-35	Scalloped Gun System, 127mm x 3.5m, 14 spm, 60° Spiral	
	31-127-0608-40	Scalloped Gun System, 127mm x 4.0m, 14 spm, 60° Spiral	
	31-127-0608-50	Scalloped Gun System, 127mm x 5.0m, 14 spm, 60° Spiral	
	31-127-0608-60	Scalloped Gun System, 127mm x 6.0m, 14 spm, 60° Spiral Includes items 1, 2, 3 and 4	
1	39-054-0608-10	Tube Strip, 54mm x 1.0m, 14 spm, 60° Spiral	15
	39-054-0608-15	Tube Strip, 54mm x 1.5m, 14 spm, 60° Spiral	22
	39-054-0608-20	Tube Strip, 54mm x 2.0m, 14 spm, 60° Spiral	29
	39-054-0608-25	Tube Strip, 54mm x 2.5m, 14 spm, 60° Spiral	36
	39-054-0608-30	Tube Strip, 54mm x 3.0m, 14 spm, 60° Spiral	43
	39-054-0608-35	Tube Strip, 54mm x 3.5m, 14 spm, 60° Spiral	50
	39-054-0608-40	Tube Strip, 54mm x 4.0m, 14 spm, 60° Spiral	57
	39-054-0608-50	Tube Strip, 54mm x 5.0m, 14 spm, 60° Spiral	71
	39-054-0608-60	Tube Strip, 54mm x 6.0m, 14 spm, 60° Spiral	85
2	31-127-0600-10	Scalloped Carrier, 127mm x 1.0m, 14 spm, 60° Spiral	
	31-127-0600-15	Scalloped Carrier, 127mm x 1.5m, 14 spm, 60° Spiral	
	31-127-0600-20	Scalloped Carrier, 127mm x 2.0m, 14 spm, 60° Spiral	
	31-127-0600-25	Scalloped Carrier, 127mm x 2.5m, 14 spm, 60° Spiral	
	31-127-0600-30	Scalloped Carrier, 127mm x 3.0m, 14 spm, 60° Spiral	
	31-127-0600-35	Scalloped Carrier, 127mm x 3.5m, 14 spm, 60° Spiral	
	31-127-0600-40	Scalloped Carrier, 127mm x 4.0m, 14 spm, 60° Spiral	
	31-127-0600-50	Scalloped Carrier, 127mm x 5.0m, 14 spm, 60° Spiral	
	31-127-0600-60	Scalloped Carrier, 127mm x 6.0m, 14 spm, 60° Spiral Includes item 4	
3	30-127-0005-54	Alignment Collar	
4	30-127-0004-00	Retaining Ring	
5	30-127-0001-75	Top Sub, TCP	13.2 kg (29.1 lbs)
6	TCP-0100-375	Top Sub Booster Transfer Kit	Includes 6A & 6B
7	TC-261-2125-054	Top Sub Booster Puck Kit	
8	30-127-0002-0L	Tandem Sub, Long TCP	20.2 kg (44.5 lbs)
9	TCP-0100-375L	Tandem Booster Transfer Kit	Includes 9A, 9B & 9C
10	TC-251-2125-054	Tandem Booster Insert (Puck) Kit	Includes 10A & 10B
11	30-127-0003-00	Bottom Sub	13.2 kg (29 lbs)
12	DET-0010-001	Det Cord End Seal	
13	OOO-N569-230	O-Ring, #230, 90 Duro Nitrile	
	OOO-V569-230	O-Ring, #230, 90 Duro Viton	
	OOO-N569-346	O-Ring, #346, 90 Duro Nitrile	
	OOO-V569-346	O-Ring, #346, 90 Duro Viton	
B	A578010	Detonating Cord -LS 80gr., RDX	
	A571010	Detonating Cord -LS 80gr., HMX	
	A570010	Detonating Cord XHV 80gr., RDX	Y
	A572010	Detonating Cord XHV 80gr., HMX	Z
Approx. Req'd Detcord Length = (1.099 X Gun Length in Meters) + 0.7m			
C	DET-3050-429	Bi-Directional Booster	
D	TAG-3375-311L	Charge, 19g RDX, DP	Dry
	HSC-3375-301	Charge, 20g RDX, BH	Dry
	SDP-3375-311NT	Charge, 23g RDX, SDP	Dry
	HSC-4000-318	Charge, 26g RDX, DP	Dry
	TAG-3375-302	Charge, 25g RDX, GH	Dry
	SDP-3375-311NT3	Charge, 25g RDX, SDP, NT3- Hero	Y Dry
	SDP-3375-411NT3	Charge, 25g HMX, SDP, NT3- Hero	Z Dry
	TAG-5000-360	Charge, 32g RDX, DP	Y Dry
--	TAG-4000-701	Blank Charge Case (Non Explosive)	

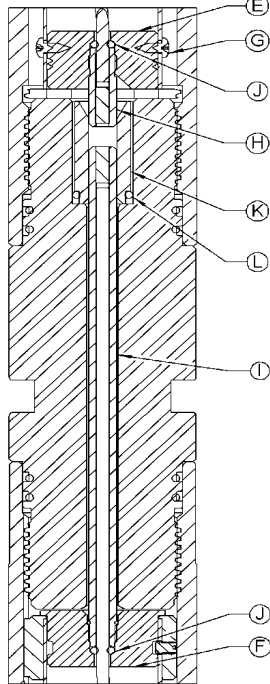


Notes:
 Refer to Technical Section for Temperature Ratings & selection
Worst Case Minimum Recommended Running ID 144.2 mm (5.675 in.)
 See API Data Sheets or call for Individual Charge running ID's.
 Tandem Shot Spacing = 0.5 m (468 mm)



20spm 60°

Tandem Booster Transfer



See Tech Manuals
MAN-TC-251
Tandem
&
MAN-TC-261 Top
for more details on
booster transfer kits

Firing Heads	A
See TCP Section	
Mech Impact	TC-010
Econo Mech Impact	TC-011
Mech Safety Impact	TC-012
Pressure Activated	TC-020
Press w/ Auto Vent	TC-023
Pr. Auto Vent & Fill	TC-024
Absolute Press	TC-026
Coil Tubing Press	TC-030
CT Safety Impact	TC-031
CT AutoVent	TC-032
Note: TC-011 is Shown	

Detonator	B
See Detonator Section	
Note: DET-3050-006 is Shown	

Wireline Firing Subs	C
Ported Top Fire Sub	WT-401

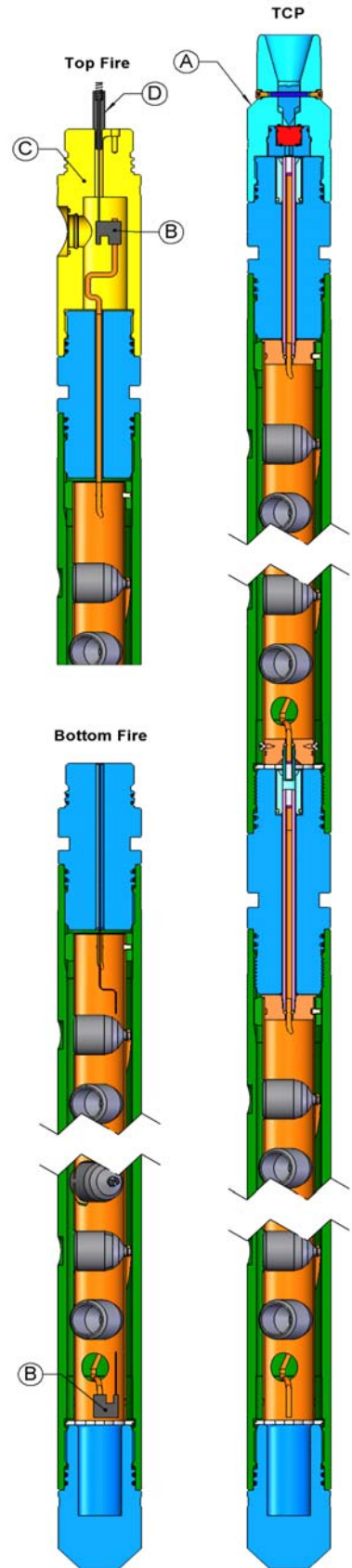
Connectors	D
Electrical Conn. Assy.	HSC-0100-010 & 012

Tandem Sub Booster Kit 2.125 in. (54 mm) Strip	
Part No.	Description
TC-251-2125-054 contains items E, F, & G	Tandem Booster Insert (Puck) Kit
TCP-0100-375L contains items H, I, J, K, & L	Booster Kit

Specifications		
Pressure Rating	66 Mpa	9,500 psi
Tensile Strength	97,500 daN	219,100 lbf
Carrier Thread	4.500 - 6 TPI Stub Acme	
Gun Weight Loaded	34.5 kg/m	23.2 lb/ft

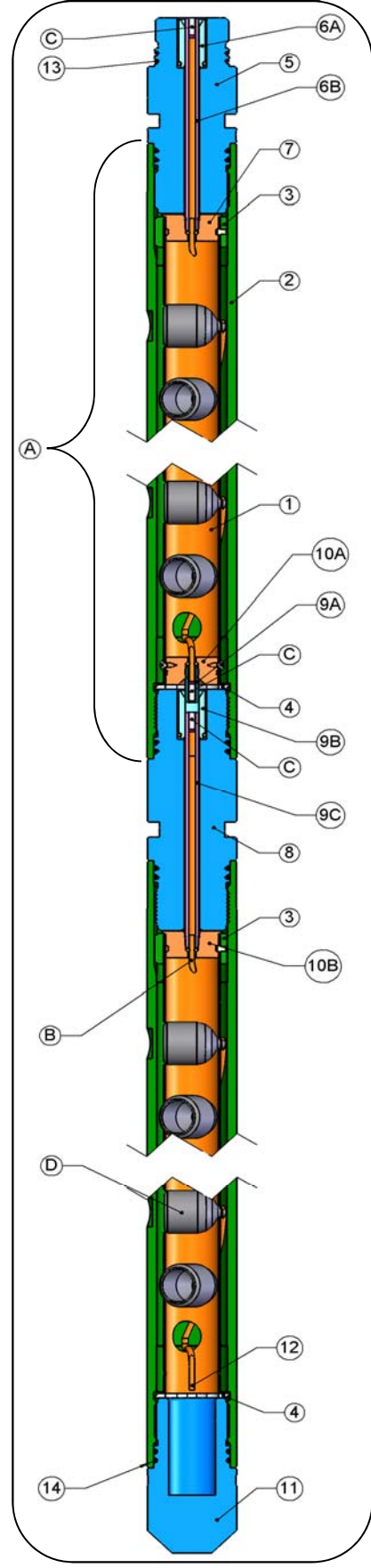
Note: Gun Weight Loaded = Carrier + Strip + Charges

Typical Configurations

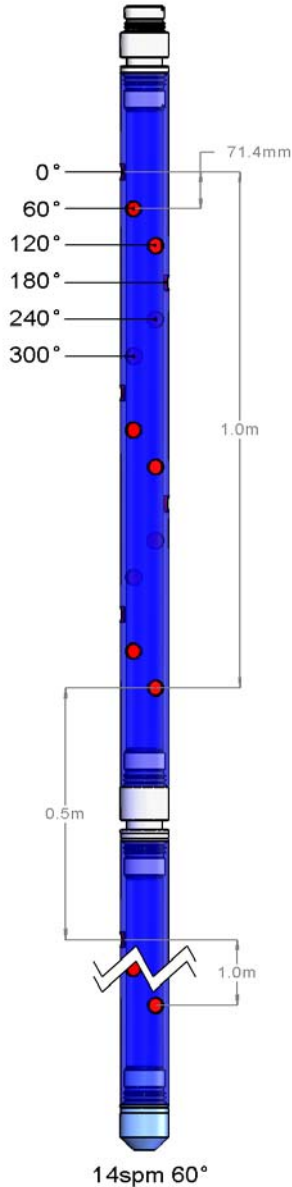
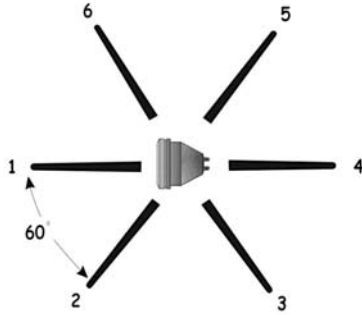


Optional Subs		
Part No.	Description	
30-127-0001-00	Top Sub, Wireline	14.5 kg (32 lbs)
-	-	13.1 kg (28.9 lbs)
-	-	18.9 kg (41.6 lbs)
-	-	-
-	-	-
-	-	-

Item	Part No.	Description	
A	31-127-0631-10	Scalloped Gun System, 127mm x 1.0m, 14 spm, 60° Spiral	
	31-127-0631-15	Scalloped Gun System, 127mm x 1.5m, 14 spm, 60° Spiral	
	31-127-0631-20	Scalloped Gun System, 127mm x 2.0m, 14 spm, 60° Spiral	
	31-127-0631-25	Scalloped Gun System, 127mm x 2.5m, 14 spm, 60° Spiral	
	31-127-0631-30	Scalloped Gun System, 127mm x 3.0m, 14 spm, 60° Spiral	
	31-127-0631-35	Scalloped Gun System, 127mm x 3.5m, 14 spm, 60° Spiral	
	31-127-0631-40	Scalloped Gun System, 127mm x 4.0m, 14 spm, 60° Spiral	
	31-127-0631-50	Scalloped Gun System, 127mm x 5.0m, 14 spm, 60° Spiral	
	31-127-0631-60	Scalloped Gun System, 127mm x 6.0m, 14 spm, 60° Spiral Includes items 1, 2, 3 and 4	
1	39-057-0631-10	Tube Strip, 57mm x 1.0m, 14 spm, 60° Spiral	15
	39-057-0631-15	Tube Strip, 57mm x 1.5m, 14 spm, 60° Spiral	22
	39-057-0631-20	Tube Strip, 57mm x 2.0m, 14 spm, 60° Spiral	29
	39-057-0631-25	Tube Strip, 57mm x 2.5m, 14 spm, 60° Spiral	36
	39-057-0631-30	Tube Strip, 57mm x 3.0m, 14 spm, 60° Spiral	43
	39-057-0631-35	Tube Strip, 57mm x 3.5m, 14 spm, 60° Spiral	50
	39-057-0631-40	Tube Strip, 57mm x 4.0m, 14 spm, 60° Spiral	57
	39-057-0631-50	Tube Strip, 57mm x 5.0m, 14 spm, 60° Spiral	71
	39-057-0631-60	Tube Strip, 57mm x 6.0m, 14 spm, 60° Spiral	85
2	31-127-0600-10	Scalloped Carrier, 127mm x 1.0m, 14 spm, 60° Spiral	
	31-127-0600-15	Scalloped Carrier, 127mm x 1.5m, 14 spm, 60° Spiral	
	31-127-0600-20	Scalloped Carrier, 127mm x 2.0m, 14 spm, 60° Spiral	
	31-127-0600-25	Scalloped Carrier, 127mm x 2.5m, 14 spm, 60° Spiral	
	31-127-0600-30	Scalloped Carrier, 127mm x 3.0m, 14 spm, 60° Spiral	
	31-127-0600-35	Scalloped Carrier, 127mm x 3.5m, 14 spm, 60° Spiral	
	31-127-0600-40	Scalloped Carrier, 127mm x 4.0m, 14 spm, 60° Spiral	
	31-127-0600-50	Scalloped Carrier, 127mm x 5.0m, 14 spm, 60° Spiral	
	31-127-0600-60	Scalloped Carrier, 127mm x 6.0m, 14 spm, 60° Spiral Includes item 4	
3	30-127-0005-57	Alignment Collar	
4	30-127-0004-00	Retaining Ring	
5	30-127-0001-75	Top Sub, TCP	13.2 kg (29.1 lbs)
6	TCP-0100-375	Top Sub Booster Transfer Kit	Includes 6A & 6B
7	TC-261-2250-057	Top Sub Booster Puck Kit	
8	30-127-0002-0L	Tandem Sub, Long TCP	20.2 kg (44.5 lbs)
9	TCP-0100-375L	Tandem Booster Transfer Kit	Includes 9A, 9B & 9C
10	TC-251-2250-057	Tandem Booster Insert (Puck) Kit	Includes 10A & 10B
11	30-127-0003-00	Bottom Sub	13.2 kg (29 lbs)
12	DET-0010-001	Det Cord End Seal	
13	OOO-N569-230	O-Ring, #230, 90 Duro Nitrile	
	OOO-V569-230	O-Ring, #230, 90 Duro Viton	
14	OOO-N569-346	O-Ring, #346, 90 Duro Nitrile	
	OOO-V569-346	O-Ring, #346, 90 Duro Viton	
B	A570010	Detonating Cord XHV 80gr., RDX	Z
	A572010	Detonating Cord XHV 80gr., HMX	Z
	-	-	
	Approx. Req'd Detcord Length = (1.099 X Gun Length in Meters) + 0.7m		
C	DET-3050-429	Bi-Directional Booster	
D	HSC-5000-325F	Charge, 32g RDX, BH	Dry
	HSC-5000-321Z	Charge, 32g RDX, DP	Dry
	TAG-5000-382	Charge, 39g RDX, SDP	Dry
	TAG-5000-482	Charge, 39g HMX, SDP	Z Dry
	SDP-5000-400	Charge, 39g HMX, SDP	Z Dry
	SDP-4500-311NT3	Charge, 39g RDX, SDP, NT3- Super-Hero	Dry
	SDP-4500-411NT3	Charge, 39g HMX, SDP, NT3- Super-Hero	Z Dry
--	TAG-4010-180	Blank Charge Case (Non Explosive)	

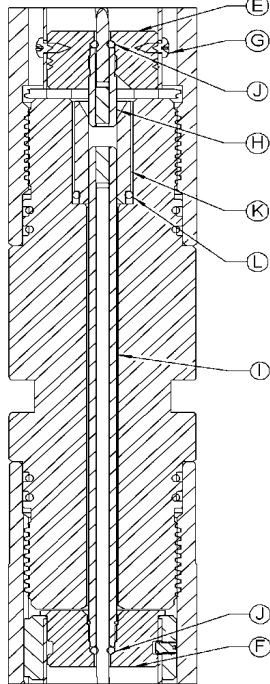


Notes:
 Refer to Technical Section for Temperature Ratings & selection
Worst Case Minimum Recommended Running ID 144.2 mm (5.675 in.)
 See API Data Sheets or call for Individual Charge running ID's.
 Tandem Shot Spacing = 0.5 m (468 mm)



14spm 60°

Tandem Booster Transfer



See Tech Manuals
MAN-TC-251
Tandem
&
MAN-TC-261 Top
for more details on
booster transfer kits

Firing Heads	A
See TCP Section	
Mech Impact	TC-010
Econo Mech Impact	TC-011
Mech Safety Impact	TC-012
Pressure Activated	TC-020
Press w/ Auto Vent	TC-023
Pr. Auto Vent & Fill	TC-024
Absolute Press	TC-026
Coil Tubing Press	TC-030
CT Safety Impact	TC-031
CT AutoVent	TC-032
Note: TC-011 is Shown	

Detonator	B
See Detonator Section	
Note: DET-3050-006 is Shown	

Wireline Firing Subs	C
Ported Top Fire Sub	WT-401

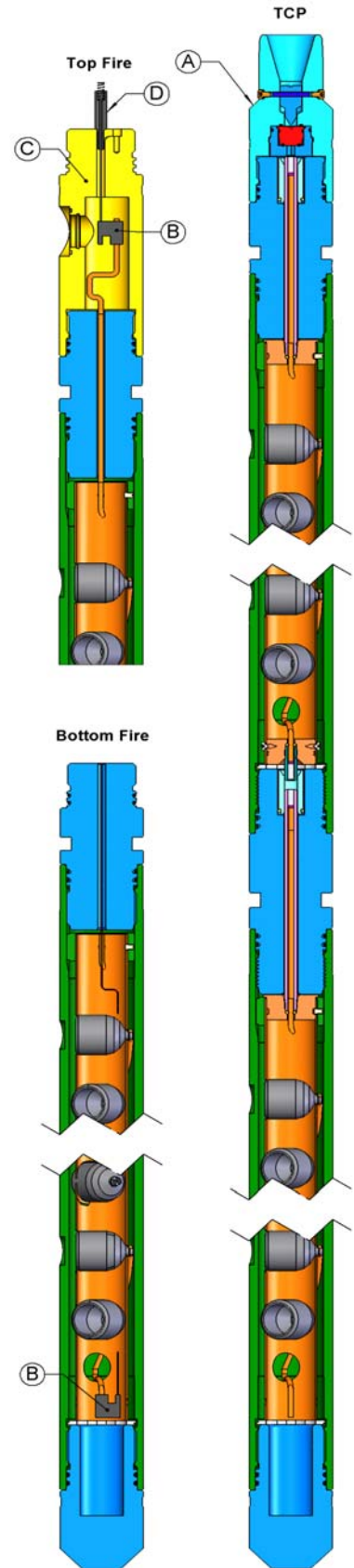
Connectors	D
Electrical Conn. Assy.	HSC-0100-010 & 012

Tandem Sub Booster Kit 2.25 in. (57 mm) Strip	
Part No.	Description
TC-251-2250-057 contains items E, F, & G	Tandem Booster Insert (Puck) Kit
TC-0100-375L contains items H, I, J, K, & L	Booster Kit

Specifications		
Pressure Rating	66 Mpa	9,500 psi
Tensile Strength	97,500 daN	219,100 lbf
Carrier Thread	4.500 - 6 TPI Stub Acme	
Gun Weight Loaded	36.5 kg/m	24.5 lb/ft

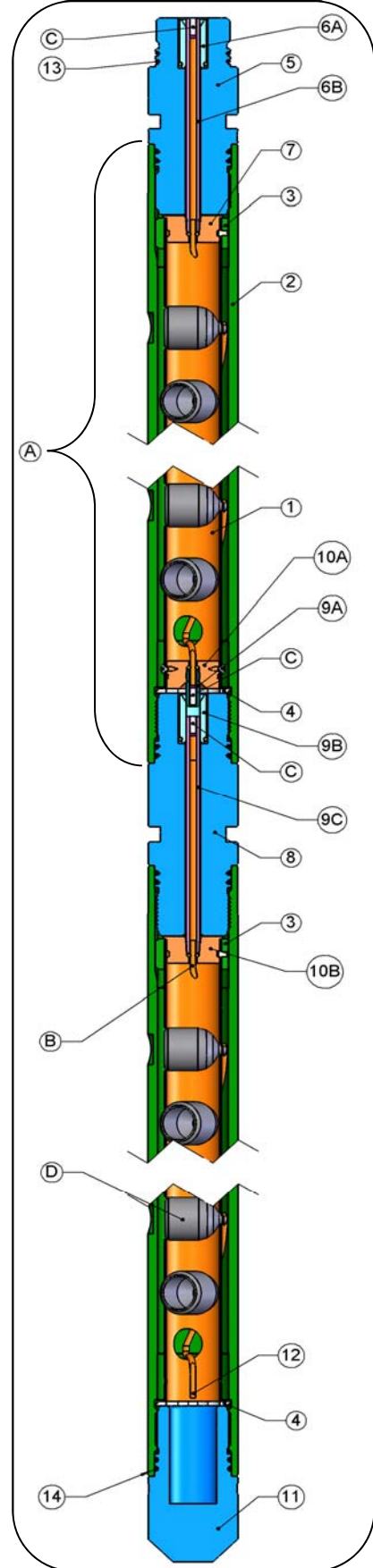
Note: Gun Weight Loaded = Carrier + Strip + Charges

Typical Configurations

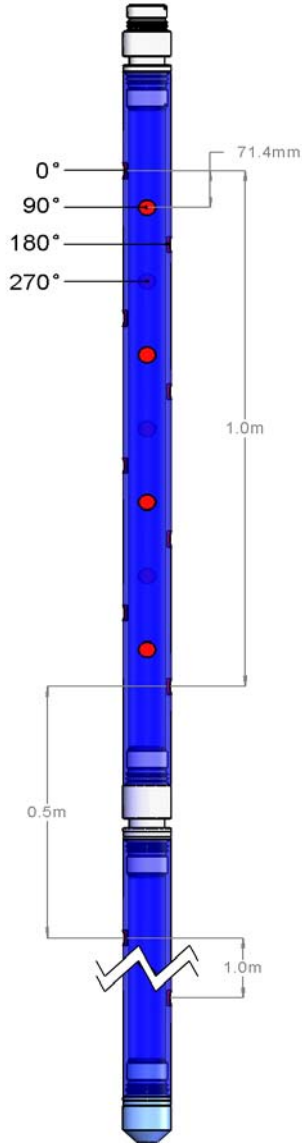
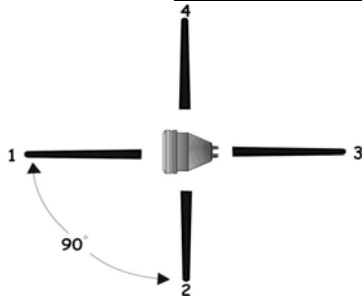


Optional Subs		
Part No.	Description	
30-127-0001-00	Top Sub, Wireline	14.5 kg (32 lbs)
-	-	-
-	-	-
-	-	-
-	-	-
-	-	-

Item	Part No.	Description	
A	31-127-0731-10	Scalloped Gun System, 127mm x 1.0m, 14 spm, 90° Spiral	
	31-127-0731-15	Scalloped Gun System, 127mm x 1.5m, 14 spm, 90° Spiral	
	31-127-0731-20	Scalloped Gun System, 127mm x 2.0m, 14 spm, 90° Spiral	
	31-127-0731-25	Scalloped Gun System, 127mm x 2.5m, 14 spm, 90° Spiral	
	31-127-0731-30	Scalloped Gun System, 127mm x 3.0m, 14 spm, 90° Spiral	
	31-127-0731-35	Scalloped Gun System, 127mm x 3.5m, 14 spm, 90° Spiral	
	31-127-0731-40	Scalloped Gun System, 127mm x 4.0m, 14 spm, 90° Spiral	
	31-127-0731-50	Scalloped Gun System, 127mm x 5.0m, 14 spm, 90° Spiral	
31-127-0731-60	Scalloped Gun System, 127mm x 6.0m, 14 spm, 90° Spiral		
		Includes items 1, 2, 3 and 4	
1	39-057-0731-10	Tube Strip, 57mm x 1.0m, 14 spm, 90° Spiral	15
	39-057-0731-15	Tube Strip, 57mm x 1.5m, 14 spm, 90° Spiral	22
	39-057-0731-20	Tube Strip, 57mm x 2.0m, 14 spm, 90° Spiral	29
	39-057-0731-25	Tube Strip, 57mm x 2.5m, 14 spm, 90° Spiral	36
	39-057-0731-30	Tube Strip, 57mm x 3.0m, 14 spm, 90° Spiral	43
	39-057-0731-35	Tube Strip, 57mm x 3.5m, 14 spm, 90° Spiral	50
	39-057-0731-40	Tube Strip, 57mm x 4.0m, 14 spm, 90° Spiral	57
	39-057-0731-50	Tube Strip, 57mm x 5.0m, 14 spm, 90° Spiral	71
39-057-0731-60	Tube Strip, 57mm x 6.0m, 14 spm, 90° Spiral	85	
2	31-127-0700-10	Scalloped Carrier, 127mm x 1.0m, 14 spm, 90° Spiral	
	31-127-0700-15	Scalloped Carrier, 127mm x 1.5m, 14 spm, 90° Spiral	
	31-127-0700-20	Scalloped Carrier, 127mm x 2.0m, 14 spm, 90° Spiral	
	31-127-0700-25	Scalloped Carrier, 127mm x 2.5m, 14 spm, 90° Spiral	
	31-127-0700-30	Scalloped Carrier, 127mm x 3.0m, 14 spm, 90° Spiral	
	31-127-0700-35	Scalloped Carrier, 127mm x 3.5m, 14 spm, 90° Spiral	
	31-127-0700-40	Scalloped Carrier, 127mm x 4.0m, 14 spm, 90° Spiral	
	31-127-0700-50	Scalloped Carrier, 127mm x 5.0m, 14 spm, 90° Spiral	
31-127-0700-60	Scalloped Carrier, 127mm x 6.0m, 14 spm, 90° Spiral		
		Includes item 4	
3	30-127-0005-57	Alignment Collar	
4	30-127-0004-00	Retaining Ring	
5	30-127-0001-75	Top Sub, TCP	13.2 kg (29.1 lbs)
6	TCP-0100-375	Top Sub Booster Transfer Kit	Includes 6A & 6B
7	TC-261-2250-057	Top Sub Booster Puck Kit	
8	30-127-0002-0L	Tandem Sub, Long TCP	20.2 kg (44.5 lbs)
9	TCP-0100-375L	Tandem Booster Transfer Kit	Includes 9A, 9B & 9C
10	TC-251-2250-057	Tandem Booster Insert (Puck) Kit	Includes 10A & 10B
11	30-127-0003-00	Bottom Sub	13.2 kg (29 lbs)
12	DET-0010-001	Det Cord End Seal	
13	OOO-N569-230	O-Ring, #230, 90 Duro Nitrile	
	OOO-V569-230	O-Ring, #230, 90 Duro Viton	
14	OOO-N569-346	O-Ring, #346, 90 Duro Nitrile	
	OOO-V569-346	O-Ring, #346, 90 Duro Viton	
B	A570010	Detonating Cord XHV 80gr., RDX	Z
	A572010	Detonating Cord XHV 80gr., HMX	Z
	-	-	
	Approx. Req'd Detcord Length = (1.212 X Gun Length in Meters) + 0.7m		
C	DET-3050-429	Bi-Directional Booster	
D	HSC-5000-325F	Charge, 32g RDX, BH	Dry
	HSC-5000-321Z	Charge, 32g RDX, DP	Dry
	TAG-5000-382	Charge, 39g RDX, SDP	Dry
	TAG-5000-482	Charge, 39g HMX, SDP	Z Dry
	SDP-5000-400	Charge, 39g HMX, SDP	Z Dry
	SDP-4500-311NT3	Charge, 39g RDX, SDP, NT3- Super-Hero	Dry
	SDP-4500-411NT3	Charge, 39g HMX, SDP, NT3- Super-Hero	Z Dry
--	TAG-4010-180	Blank Charge Case (Non Explosive)	

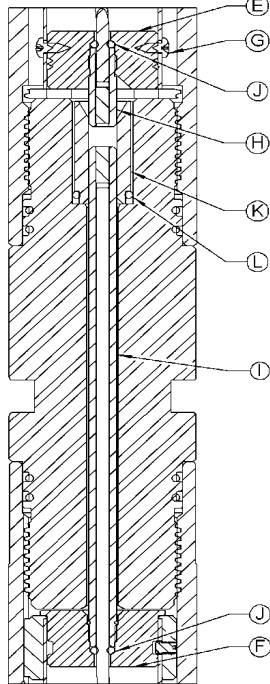


Notes:
 Refer to Technical Section for Temperature Ratings & selection
Worst Case Minimum Recommended Running ID 144.2 mm (5.675 in.)
 See API Data Sheets or call for Individual Charge running ID's.
 Tandem Shot Spacing = 0.5 m (468 mm)



14spm 90°

Tandem Booster Transfer



See Tech Manuals
MAN-TC-251
Tandem
&
MAN-TC-261 Top
for more details on
booster transfer kits

Firing Heads	A
See TCP Section	
Mech Impact	TC-010
Econo Mech Impact	TC-011
Mech Safety Impact	TC-012
Pressure Activated	TC-020
Press w/ Auto Vent	TC-023
Pr. Auto Vent & Fill	TC-024
Absolute Press	TC-026
Coil Tubing Press	TC-030
CT Safety Impact	TC-031
CT AutoVent	TC-032
Note: TC-011 is Shown	

Detonator	B
See Detonator Section	
Note: DET-3050-006 is Shown	

Wireline Firing Subs	C
Ported Top Fire Sub	WT-401

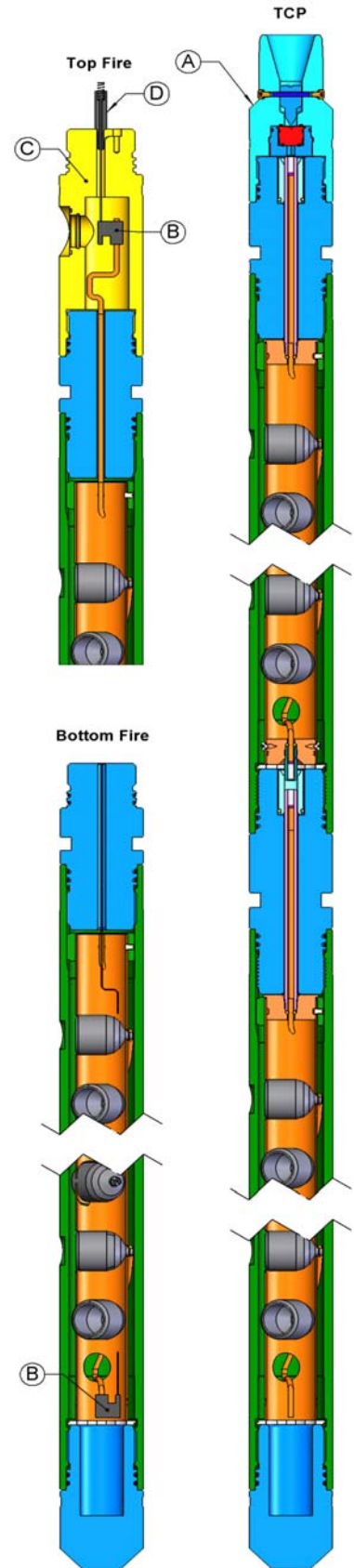
Connectors	D
Electrical Conn. Assy.	HSC-0100-010 & 012

Tandem Sub Booster Kit 2.25 in. (57 mm) Strip	
Part No.	Description
TC-251-2250-057 contains items E, F, & G	Tandem Booster Insert (Puck) Kit
TCP-0100-375L contains items H, I, J, K, & L	Booster Kit

Specifications		
Pressure Rating	66 Mpa	9,500 psi
Tensile Strength	97,500 daN	219,100 lbf
Carrier Thread	4.500 - 6 TPI Stub Acme	
Gun Weight Loaded	36.5 kg/m	24.5 lb/ft

Note: Gun Weight Loaded = Carrier + Strip + Charges

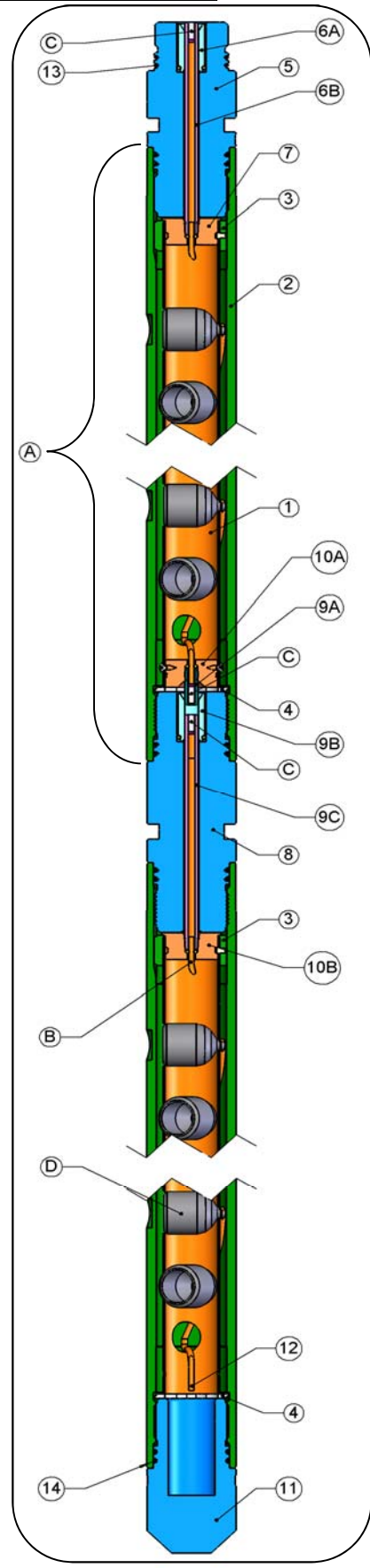
Typical Configurations



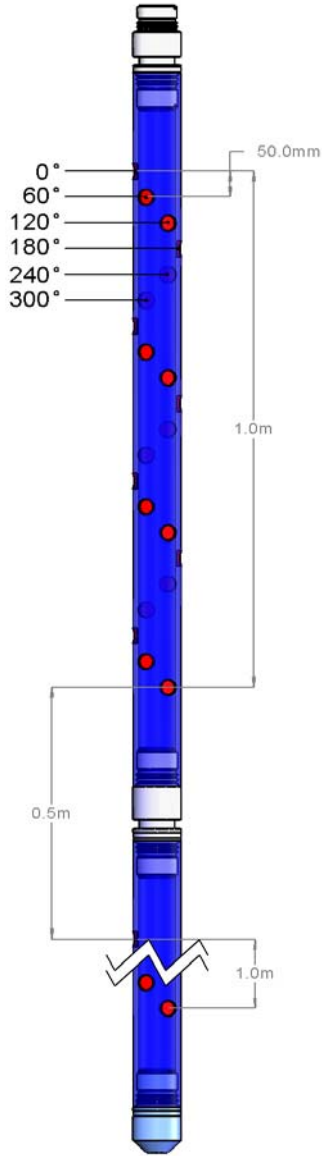
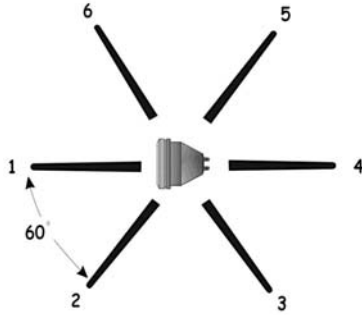
Optional Subs		
Part No.	Description	
30-127-0001-00	Top Sub, Wireline	14.5 kg (32 lbs)
-	-	13.1 kg (28.9 lbs)
-	-	18.9 kg (41.6 lbs)
-	-	-
-	-	-
-	-	-



Item	Part No.	Description	
A	31-127-0908-10	Scalloped Gun System, 127mm x 1.0m, 16.5 spm, 60° Spiral	
	31-127-0908-15	Scalloped Gun System, 127mm x 1.5m, 16.5 spm, 60° Spiral	
	31-127-0908-20	Scalloped Gun System, 127mm x 2.0m, 16.5 spm, 60° Spiral	
	31-127-0908-25	Scalloped Gun System, 127mm x 2.5m, 16.5 spm, 60° Spiral	
	31-127-0908-30	Scalloped Gun System, 127mm x 3.0m, 16.5 spm, 60° Spiral	
	31-127-0908-35	Scalloped Gun System, 127mm x 3.5m, 16.5 spm, 60° Spiral	
	31-127-0908-40	Scalloped Gun System, 127mm x 4.0m, 16.5 spm, 60° Spiral	
	31-127-0908-50	Scalloped Gun System, 127mm x 5.0m, 16.5 spm, 60° Spiral	
	31-127-0908-60	Scalloped Gun System, 127mm x 6.0m, 16.5 spm, 60° Spiral Includes items 1, 2, 3 and 4	
1	39-054-0908-10	Tube Strip, 54mm x 1.0m, 16.5 spm, 60° Spiral	17
	39-054-0908-15	Tube Strip, 54mm x 1.5m, 16.5 spm, 60° Spiral	25
	39-054-0908-20	Tube Strip, 54mm x 2.0m, 16.5 spm, 60° Spiral	34
	39-054-0908-25	Tube Strip, 54mm x 2.5m, 16.5 spm, 60° Spiral	42
	39-054-0908-30	Tube Strip, 54mm x 3.0m, 16.5 spm, 60° Spiral	50
	39-054-0908-35	Tube Strip, 54mm x 3.5m, 16.5 spm, 60° Spiral	58
	39-054-0908-40	Tube Strip, 54mm x 4.0m, 16.5 spm, 60° Spiral	67
	39-054-0908-50	Tube Strip, 54mm x 5.0m, 16.5 spm, 60° Spiral	83
	39-054-0908-60	Tube Strip, 54mm x 6.0m, 16.5 spm, 60° Spiral	100
2	31-127-0900-10	Scalloped Carrier, 127mm x 1.0m, 16.5 spm, 60° Spiral	
	31-127-0900-15	Scalloped Carrier, 127mm x 1.5m, 16.5 spm, 60° Spiral	
	31-127-0900-20	Scalloped Carrier, 127mm x 2.0m, 16.5 spm, 60° Spiral	
	31-127-0900-25	Scalloped Carrier, 127mm x 2.5m, 16.5 spm, 60° Spiral	
	31-127-0900-30	Scalloped Carrier, 127mm x 3.0m, 16.5 spm, 60° Spiral	
	31-127-0900-35	Scalloped Carrier, 127mm x 3.5m, 16.5 spm, 60° Spiral	
	31-127-0900-40	Scalloped Carrier, 127mm x 4.0m, 16.5 spm, 60° Spiral	
	31-127-0900-50	Scalloped Carrier, 127mm x 5.0m, 16.5 spm, 60° Spiral	
	31-127-0900-60	Scalloped Carrier, 127mm x 6.0m, 16.5 spm, 60° Spiral Includes item 4	
3	30-127-0005-54	Alignment Collar	
4	30-127-0004-00	Retaining Ring	
5	30-127-0001-75	Top Sub, TCP	13.2 kg (29.1 lbs)
6	TCP-0100-375	Top Sub Booster Transfer Kit	Includes 6A & 6B
7	TC-261-2125-054	Top Sub Booster Puck Kit	
8	30-127-0002-0L	Tandem Sub, Long TCP	20.2 kg (44.5 lbs)
9	TCP-0100-375L	Tandem Booster Transfer Kit	Includes 9A, 9B & 9C
10	TC-251-2125-054	Tandem Booster Insert (Puck) Kit	Includes 10A & 10B
11	30-127-0003-00	Bottom Sub	13.2 kg (29 lbs)
12	DET-0010-001	Det Cord End Seal	
13	OOO-N569-230	O-Ring, #230, 90 Duro Nitrile	
	OOO-V569-230	O-Ring, #230, 90 Duro Viton	
	OOO-N569-346	O-Ring, #346, 90 Duro Nitrile	
	OOO-V569-346	O-Ring, #346, 90 Duro Viton	
B	A578010	Detonating Cord -LS 80gr., RDX	
	A571010	Detonating Cord -LS 80gr., HMX	
	A570010	Detonating Cord XHV 80gr., RDX	Y
	A572010	Detonating Cord XHV 80gr., HMX	Z
Approx. Req'd Detcord Length = (1.136 X Gun Length in Meters) + 0.7m			
C	DET-3050-429	Bi-Directional Booster	
D	TAG-3375-311L	Charge, 19g RDX, DP	Dry
	HSC-3375-301	Charge, 20g RDX, BH	Dry
	SDP-3375-311NT	Charge, 23g RDX, SDP	Dry
	HSC-4000-318	Charge, 26g RDX, DP	Dry
	TAG-3375-302	Charge, 25g RDX, GH	Dry
	SDP-3375-311NT3	Charge, 25g RDX, SDP, NT3- Hero	Y Dry
	SDP-3375-411NT3	Charge, 25g HMX, SDP, NT3- Hero	Z Dry
	TAG-5000-360	Charge, 32g RDX, DP	Y Dry
--	TAG-4000-701	Blank Charge Case (Non Explosive)	

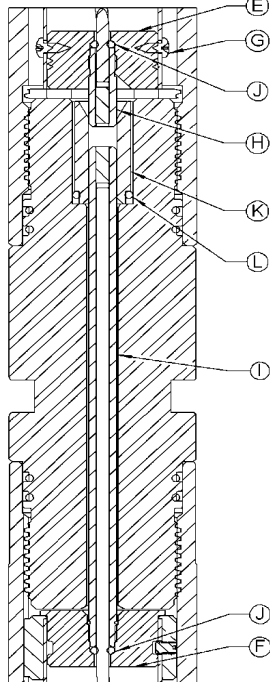


Notes:
 Refer to Technical Section for Temperature Ratings & selection
Worst Case Minimum Recommended Running ID 144.2 mm (5.675 in.)
 See API Data Sheets or call for Individual Charge running ID's.
 Tandem Shot Spacing = 0.5 m (468 mm)



20spm 60°

Tandem Booster Transfer



See Tech Manuals
MAN-TC-251
Tandem
&
MAN-TC-261 Top
for more details on
booster transfer kits

Firing Heads	A
See TCP Section	
Mech Impact	TC-010
Econo Mech Impact	TC-011
Mech Safety Impact	TC-012
Pressure Activated	TC-020
Press w/ Auto Vent	TC-023
Pr. Auto Vent & Fill	TC-024
Absolute Press	TC-026
Coil Tubing Press	TC-030
CT Safety Impact	TC-031
CT AutoVent	TC-032
Note: TC-011 is Shown	

Detonator	B
See Detonator Section	
Note: DET-3050-006 is Shown	

Wireline Firing Subs	C
Ported Top Fire Sub	WT-401

Connectors	D
Electrical Conn. Assy.	HSC-0100-010 & 012

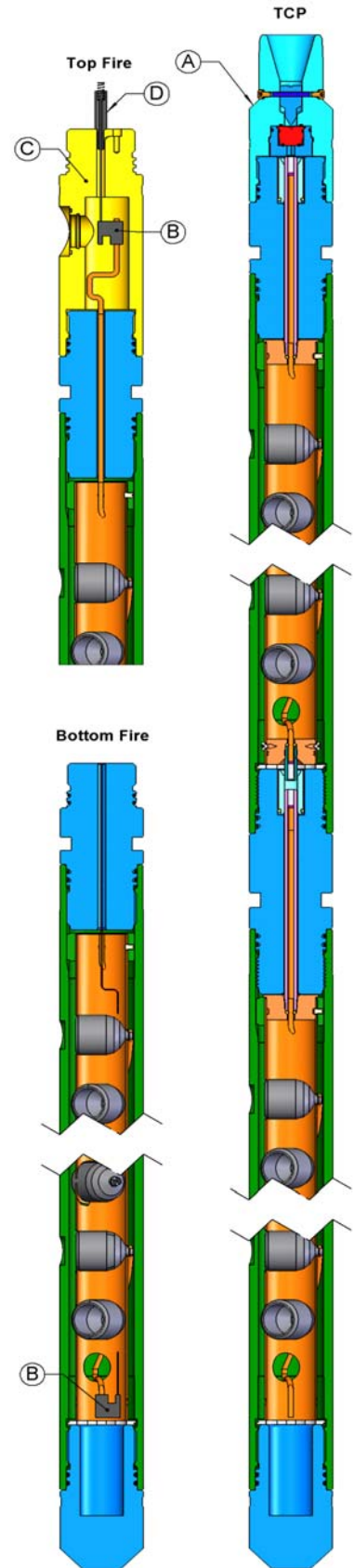
Tandem Sub Booster Kit 2.125 in. (54 mm) Strip

Part No.	Description
TC-251-2125-054 contains items E, F, & G	Tandem Booster Insert (Puck) Kit
TCP-0100-375L contains items H, I, J, K, & L	Booster Kit

Specifications		
Pressure Rating	66 Mpa	9,500 psi
Tensile Strength	97,500 daN	219,100 lbf
Carrier Thread	4.500 - 6 TPI Stub Acme	
Gun Weight Loaded	35.3 kg/m	23.7 lb/ft

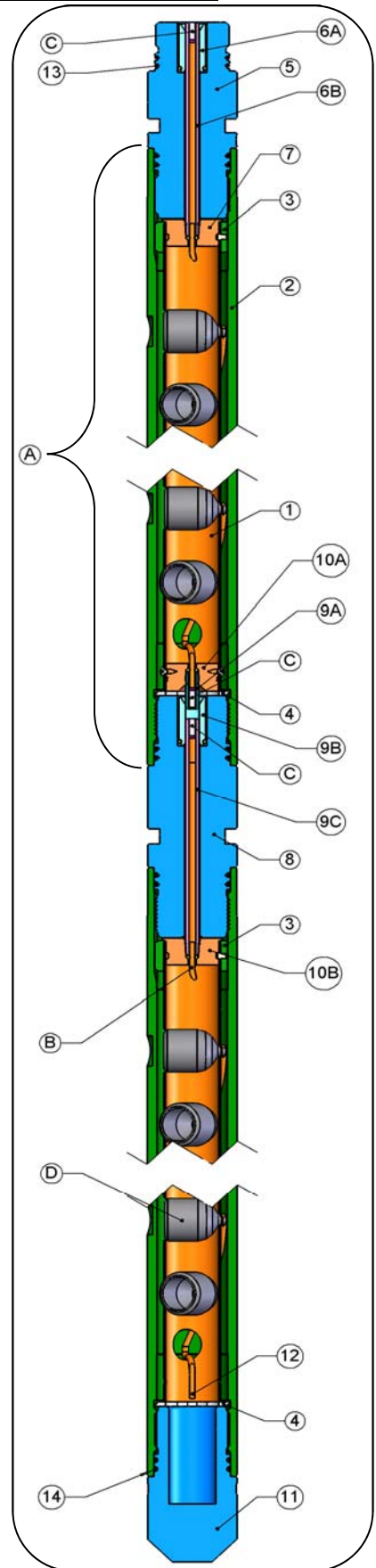
Note: Gun Weight Loaded = Carrier + Strip + Charges

Typical Configurations

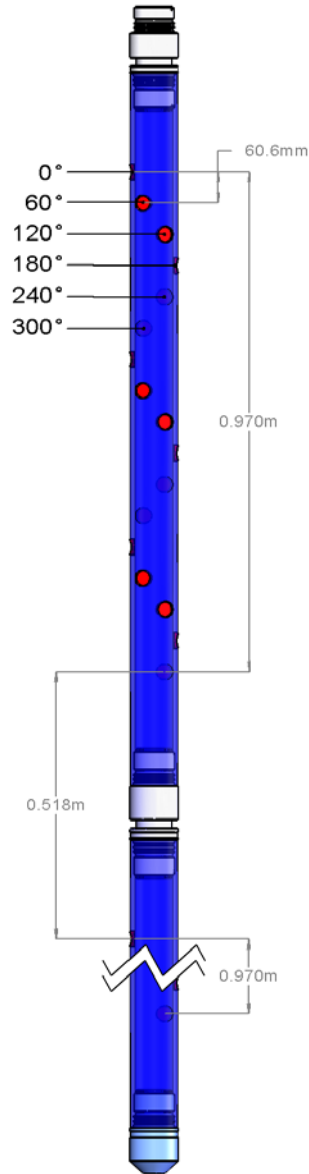
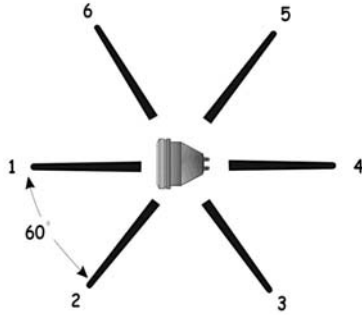


Optional Subs		
Part No.	Description	
30-127-0001-00	Top Sub, Wireline	14.5 kg (32 lbs)
-	-	13.1 kg (28.9 lbs)
-	-	18.9 kg (41.6 lbs)
-	-	-
-	-	-
-	-	-

Item	Part No.	Description	
A	31-127-0931-10	Scalloped Gun System, 127mm x 1.0m, 16.5 spm, 60° Spiral	
	31-127-0931-15	Scalloped Gun System, 127mm x 1.5m, 16.5 spm, 60° Spiral	
	31-127-0931-20	Scalloped Gun System, 127mm x 2.0m, 16.5 spm, 60° Spiral	
	31-127-0931-25	Scalloped Gun System, 127mm x 2.5m, 16.5 spm, 60° Spiral	
	31-127-0931-30	Scalloped Gun System, 127mm x 3.0m, 16.5 spm, 60° Spiral	
	31-127-0931-35	Scalloped Gun System, 127mm x 3.5m, 16.5 spm, 60° Spiral	
	31-127-0931-40	Scalloped Gun System, 127mm x 4.0m, 16.5 spm, 60° Spiral	
	31-127-0931-50	Scalloped Gun System, 127mm x 5.0m, 16.5 spm, 60° Spiral	
31-127-0931-60	Scalloped Gun System, 127mm x 6.0m, 16.5 spm, 60° Spiral		
Includes items 1, 2, 3 and 4			
1	39-057-0931-10	Tube Strip, 57mm x 1.0m, 16.5 spm, 60° Spiral	17
	39-057-0931-15	Tube Strip, 57mm x 1.5m, 16.5 spm, 60° Spiral	25
	39-057-0931-20	Tube Strip, 57mm x 2.0m, 16.5 spm, 60° Spiral	34
	39-057-0931-25	Tube Strip, 57mm x 2.5m, 16.5 spm, 60° Spiral	42
	39-057-0931-30	Tube Strip, 57mm x 3.0m, 16.5 spm, 60° Spiral	50
	39-057-0931-35	Tube Strip, 57mm x 3.5m, 16.5 spm, 60° Spiral	58
	39-057-0931-40	Tube Strip, 57mm x 4.0m, 16.5 spm, 60° Spiral	67
	39-057-0931-50	Tube Strip, 57mm x 5.0m, 16.5 spm, 60° Spiral	83
	39-057-0931-60	Tube Strip, 57mm x 6.0m, 16.5 spm, 60° Spiral	100
	2	31-127-0900-10	Scalloped Carrier, 127mm x 1.0m, 16.5 spm, 60° Spiral
31-127-0900-15		Scalloped Carrier, 127mm x 1.5m, 16.5 spm, 60° Spiral	
31-127-0900-20		Scalloped Carrier, 127mm x 2.0m, 16.5 spm, 60° Spiral	
31-127-0900-25		Scalloped Carrier, 127mm x 2.5m, 16.5 spm, 60° Spiral	
31-127-0900-30		Scalloped Carrier, 127mm x 3.0m, 16.5 spm, 60° Spiral	
31-127-0900-35		Scalloped Carrier, 127mm x 3.5m, 16.5 spm, 60° Spiral	
31-127-0900-40		Scalloped Carrier, 127mm x 4.0m, 16.5 spm, 60° Spiral	
31-127-0900-50		Scalloped Carrier, 127mm x 5.0m, 16.5 spm, 60° Spiral	
31-127-0900-60		Scalloped Carrier, 127mm x 6.0m, 16.5 spm, 60° Spiral	
Includes item 4			
3	30-127-0005-57	Alignment Collar	
4	30-127-0004-00	Retaining Ring	
5	30-127-0001-75	Top Sub, TCP	13.2 kg (29.1 lbs)
6	TCP-0100-375	Top Sub Booster Transfer Kit	Includes 6A & 6B
7	TC-261-2250-057	Top Sub Booster Puck Kit	
8	30-127-0002-0L	Tandem Sub, Long TCP	20.2 kg (44.5 lbs)
9	TCP-0100-375L	Tandem Booster Transfer Kit	Includes 9A, 9B & 9C
10	TC-251-2250-057	Tandem Booster Insert (Puck) Kit	Includes 10A & 10B
11	30-127-0003-00	Bottom Sub	13.2 kg (29 lbs)
12	DET-0010-001	Det Cord End Seal	
13	OOO-N569-230	O-Ring, #230, 90 Duro Nitrile	
	OOO-V569-230	O-Ring, #230, 90 Duro Viton	
14	OOO-N569-346	O-Ring, #346, 90 Duro Nitrile	
	OOO-V569-346	O-Ring, #346, 90 Duro Viton	
B	A570010	Detonating Cord XHV 80gr., RDX	Z
	A572010	Detonating Cord XHV 80gr., HMX	Z
	-	-	
Approx. Req'd Detcord Length = (1.136 X Gun Length in Meters) + 0.7m			
C	DET-3050-429	Bi-Directional Booster	
D	HSC-5000-325F	Charge, 32g RDX, BH	Dry
	HSC-5000-321Z	Charge, 32g RDX, DP	Dry
	TAG-5000-382	Charge, 39g RDX, SDP	Dry
	TAG-5000-482	Charge, 39g HMX, SDP	Z Dry
	SDP-5000-400	Charge, 39g HMX, SDP	Z Dry
	SDP-4500-311NT3	Charge, 39g RDX, SDP, NT3- Super-Hero	Dry
	SDP-4500-411NT3	Charge, 39g HMX, SDP, NT3- Super-Hero	Z Dry
--	TAG-4010-180	Blank Charge Case (Non Explosive)	

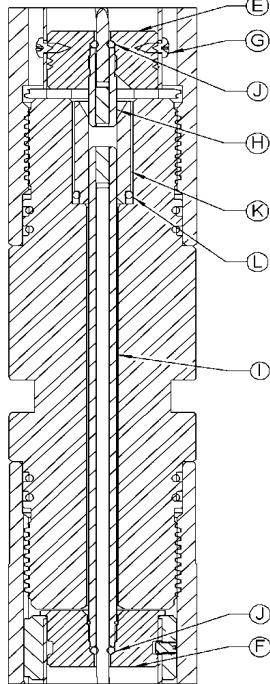


Notes:
 Refer to Technical Section for Temperature Ratings & selection
Worst Case Minimum Recommended Running ID 144.2 mm (5.675 in.)
 See API Data Sheets or call for Individual Charge running ID's.
 Tandem Shot Spacing = 0.5 m (468 mm)



16.5spm 60°

Tandem Booster Transfer



See Tech Manuals
MAN-TC-251
Tandem
&
MAN-TC-261 Top
for more details on
booster transfer kits

Firing Heads	A
See TCP Section	
Mech Impact	TC-010
Econo Mech Impact	TC-011
Mech Safety Impact	TC-012
Pressure Activated	TC-020
Press w/ Auto Vent	TC-023
Pr. Auto Vent & Fill	TC-024
Absolute Press	TC-026
Coil Tubing Press	TC-030
CT Safety Impact	TC-031
CT AutoVent	TC-032

Note: TC-011 is Shown

Detonator	B
See Detonator Section	
Note: DET-3050-006 is Shown	

Wireline Firing Subs	C
Ported Top Fire Sub	WT-401

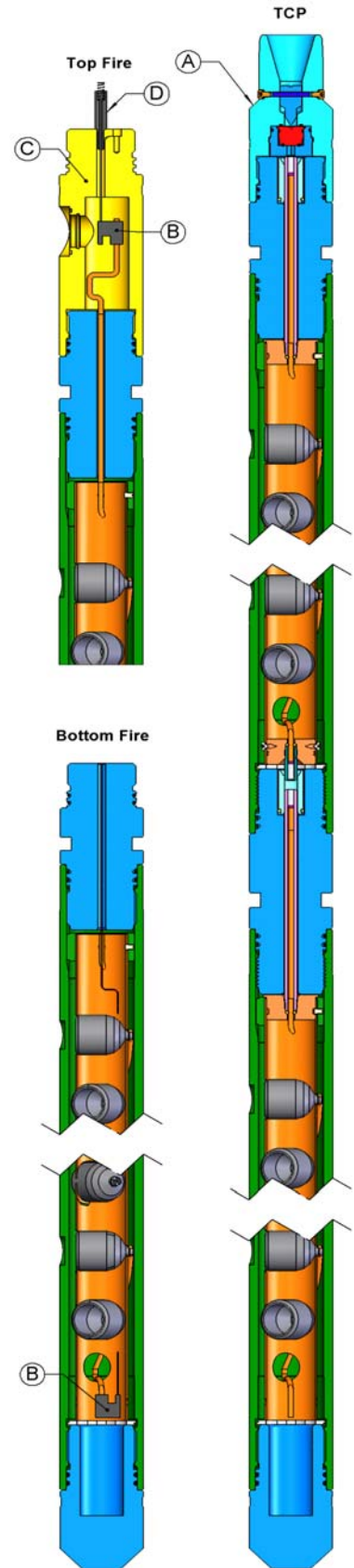
Connectors	D
Electrical Conn. Assy.	HSC-0100-010 & 012

Tandem Sub Booster Kit 2.25 in. (57 mm) Strip	
Part No.	Description
TC-251-2250-057 contains items E, F, & G	Tandem Booster Insert (Puck) Kit
TCP-0100-375L contains items H, I, J, K, & L	Booster Kit

Specifications		
Pressure Rating	66 Mpa	9,500 psi
Tensile Strength	97,500 daN	219,100 lbf
Carrier Thread	4.500 - 6 TPI Stub Acme	
Gun Weight Loaded	37.6 kg/m	25.2 lb/ft

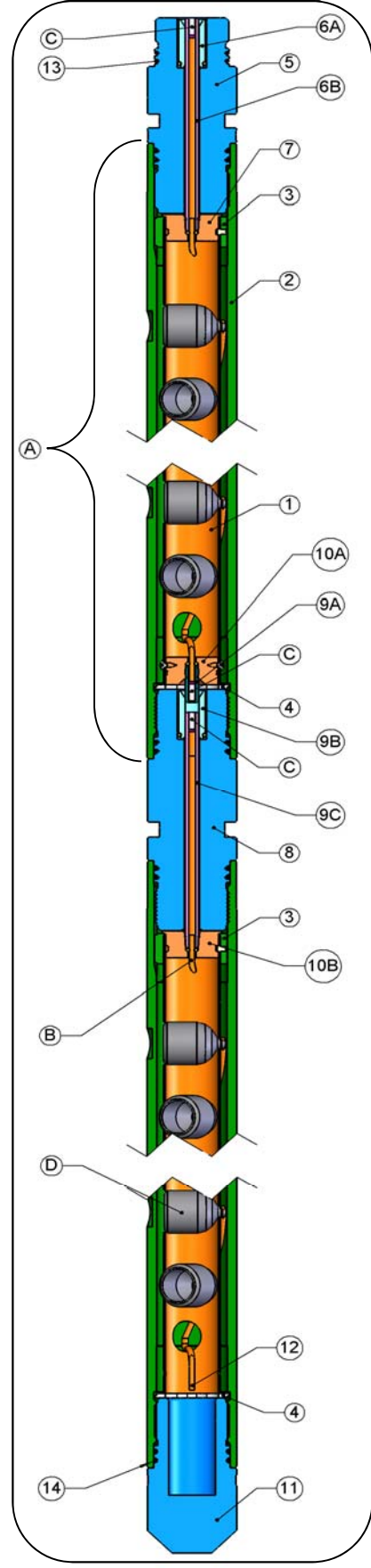
Note: Gun Weight Loaded = Carrier + Strip + Charges

Typical Configurations

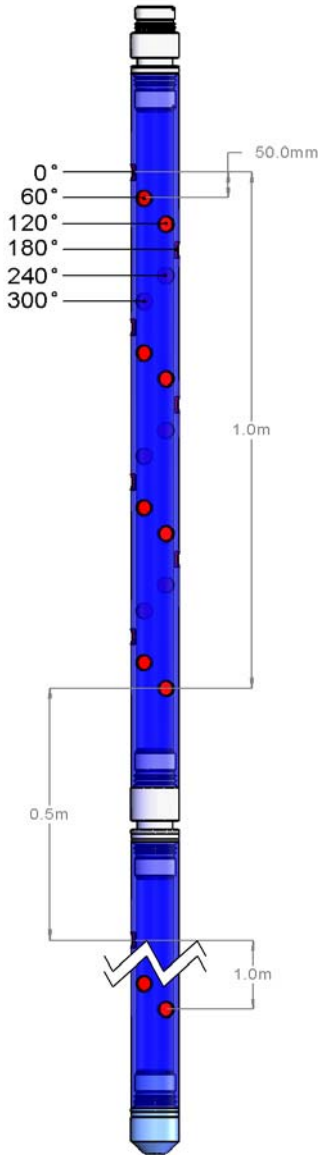
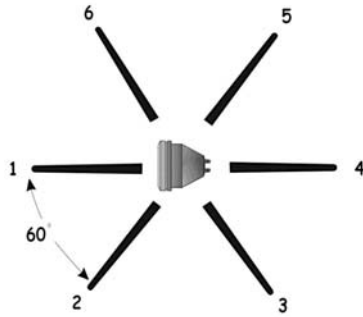


Optional Subs		
Part No.	Description	
30-127-0001-00	Top Sub, Wireline	14.5 kg (32 lbs)
-	-	13.1 kg (28.9 lbs)
-	-	18.9 kg (41.6 lbs)
-	-	-
-	-	-
-	-	-

Item	Part No.	Description	
A	31-127-2508-10	Scalloped Gun System, 127mm x 1.0m, 20 spm, 60° Spiral	
	31-127-2508-15	Scalloped Gun System, 127mm x 1.5m, 20 spm, 60° Spiral	
	31-127-2508-20	Scalloped Gun System, 127mm x 2.0m, 20 spm, 60° Spiral	
	31-127-2508-25	Scalloped Gun System, 127mm x 2.5m, 20 spm, 60° Spiral	
	31-127-2508-30	Scalloped Gun System, 127mm x 3.0m, 20 spm, 60° Spiral	
	31-127-2508-35	Scalloped Gun System, 127mm x 3.5m, 20 spm, 60° Spiral	
	31-127-2508-40	Scalloped Gun System, 127mm x 4.0m, 20 spm, 60° Spiral	
	31-127-2508-50	Scalloped Gun System, 127mm x 5.0m, 20 spm, 60° Spiral	
	31-127-2508-60	Scalloped Gun System, 127mm x 6.0m, 20 spm, 60° Spiral Includes items 1, 2, 3 and 4	
1	39-054-2508-10	Tube Strip, 54mm x 1.0m, 20 spm, 60° Spiral	21
	39-054-2508-15	Tube Strip, 54mm x 1.5m, 20 spm, 60° Spiral	31
	39-054-2508-20	Tube Strip, 54mm x 2.0m, 20 spm, 60° Spiral	41
	39-054-2508-25	Tube Strip, 54mm x 2.5m, 20 spm, 60° Spiral	51
	39-054-2508-30	Tube Strip, 54mm x 3.0m, 20 spm, 60° Spiral	61
	39-054-2508-35	Tube Strip, 54mm x 3.5m, 20 spm, 60° Spiral	71
	39-054-2508-40	Tube Strip, 54mm x 4.0m, 20 spm, 60° Spiral	81
	39-054-2508-50	Tube Strip, 54mm x 5.0m, 20 spm, 60° Spiral	101
	39-054-2508-60	Tube Strip, 54mm x 6.0m, 20 spm, 60° Spiral	121
2	31-127-2500-10	Scalloped Carrier, 127mm x 1.0m, 20 spm, 60° Spiral	
	31-127-2500-15	Scalloped Carrier, 127mm x 1.5m, 20 spm, 60° Spiral	
	31-127-2500-20	Scalloped Carrier, 127mm x 2.0m, 20 spm, 60° Spiral	
	31-127-2500-25	Scalloped Carrier, 127mm x 2.5m, 20 spm, 60° Spiral	
	31-127-2500-30	Scalloped Carrier, 127mm x 3.0m, 20 spm, 60° Spiral	
	31-127-2500-35	Scalloped Carrier, 127mm x 3.5m, 20 spm, 60° Spiral	
	31-127-2500-40	Scalloped Carrier, 127mm x 4.0m, 20 spm, 60° Spiral	
	31-127-2500-50	Scalloped Carrier, 127mm x 5.0m, 20 spm, 60° Spiral	
	31-127-2500-60	Scalloped Carrier, 127mm x 6.0m, 20 spm, 60° Spiral Includes item 4	
3	30-127-0005-54	Alignment Collar	
4	30-127-0004-00	Retaining Ring	
5	30-127-0001-75	Top Sub, TCP	13.2 kg (29.1 lbs)
6	TCP-0100-375	Top Sub Booster Transfer Kit	Includes 6A & 6B
7	TC-261-2125-054	Top Sub Booster Puck Kit	
8	30-127-0002-0L	Tandem Sub, Long TCP	20.2 kg (44.5 lbs)
9	TCP-0100-375L	Tandem Booster Transfer Kit	Includes 9A, 9B & 9C
10	TC-251-2125-054	Tandem Booster Insert (Puck) Kit	Includes 10A & 10B
11	30-127-0003-00	Bottom Sub	13.2 kg (29 lbs)
12	DET-0010-001	Det Cord End Seal	
13	OOO-N569-230	O-Ring, #230, 90 Duro Nitrile	
	OOO-V569-230	O-Ring, #230, 90 Duro Viton	
	OOO-N569-346	O-Ring, #346, 90 Duro Nitrile	
	OOO-V569-346	O-Ring, #346, 90 Duro Viton	
B	A578010	Detonating Cord -LS 80gr., RDX	
	A571010	Detonating Cord -LS 80gr., HMX	
	A570010	Detonating Cord XHV 80gr., RDX	Y
	A572010	Detonating Cord XHV 80gr., HMX	Z
	Approx. Req'd Detcord Length = (1.177 X Gun Length in Meters) + 0.7m		
C	DET-3050-429	Bi-Directional Booster	
D	TAG-3375-311L	Charge, 19g RDX, DP	Dry
	HSC-3375-301	Charge, 20g RDX, BH	Dry
	SDP-3375-311NT	Charge, 23g RDX, SDP	Dry
	HSC-4000-318	Charge, 26g RDX, DP	Dry
	TAG-3375-302	Charge, 25g RDX, GH	Dry
	SDP-3375-311NT3	Charge, 25g RDX, SDP, NT3- Hero	Y Dry
	SDP-3375-411NT3	Charge, 25g HMX, SDP, NT3- Hero	Z Dry
	TAG-5000-360	Charge, 32g RDX, DP	Y Dry
--	TAG-4000-701	Blank Charge Case (Non Explosive)	

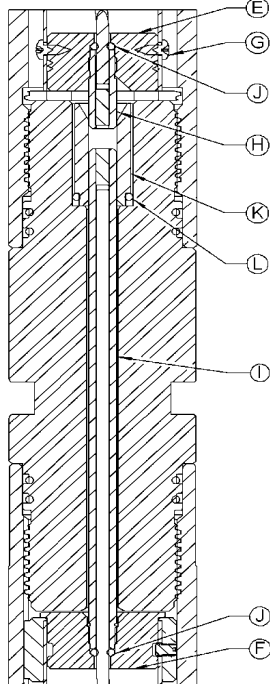


Notes:
 Refer to Technical Section for Temperature Ratings & selection
Worst Case Minimum Recommended Running ID 144.2 mm (5.675 in.)
 See API Data Sheets or call for Individual Charge running ID's.
 Tandem Shot Spacing = 0.5 m (468 mm)



20spm 60°

Tandem Booster Transfer



See Tech Manuals
MAN-TC-251
Tandem
&
MAN-TC-261 Top
for more details on
booster transfer kits

Firing Heads	A
See TCP Section	
Mech Impact	TC-010
Econo Mech Impact	TC-011
Mech Safety Impact	TC-012
Pressure Activated	TC-020
Press w/ Auto Vent	TC-023
Pr. Auto Vent & Fill	TC-024
Absolute Press	TC-026
Coil Tubing Press	TC-030
CT Safety Impact	TC-031
CT AutoVent	TC-032
Note: TC-011 is Shown	

Detonator	B
See Detonator Section	
Note: DET-3050-006 is Shown	

Wireline Firing Subs	C
Ported Top Fire Sub	WT-401

Connectors	D
Electrical Conn. Assy.	HSC-0100-010 & 012

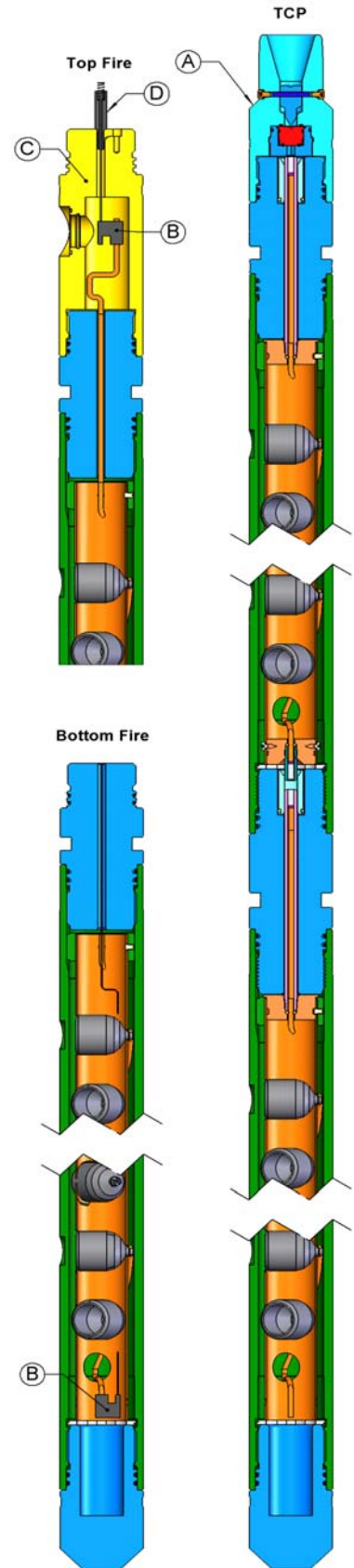
Tandem Sub Booster Kit 2.125 in. (54 mm) Strip

Part No.	Description
TC-251-2125-054 contains items E, F, & G	Tandem Booster Insert (Puck) Kit
TCP-0100-375L contains items H, I, J, K, & L	Booster Kit

Specifications		
Pressure Rating	66 Mpa	9,500 psi
Tensile Strength	97,500 daN	219,100 lbf
Carrier Thread	4.500 - 6 TPI Stub Acme	
Gun Weight Loaded	36.5 kg/m	24.5 lb/ft

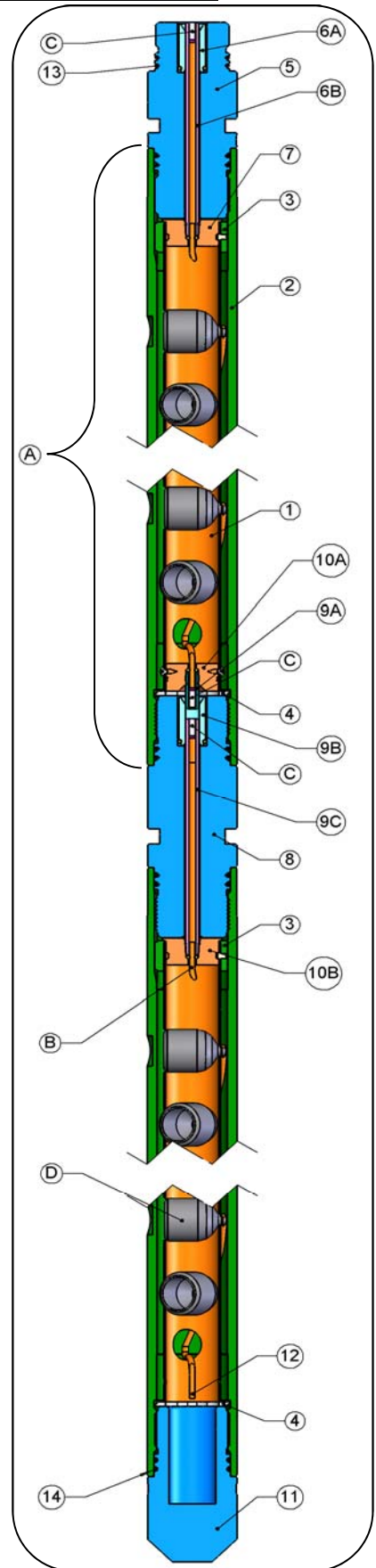
Note: Gun Weight Loaded = Carrier + Strip + Charges

Typical Configurations

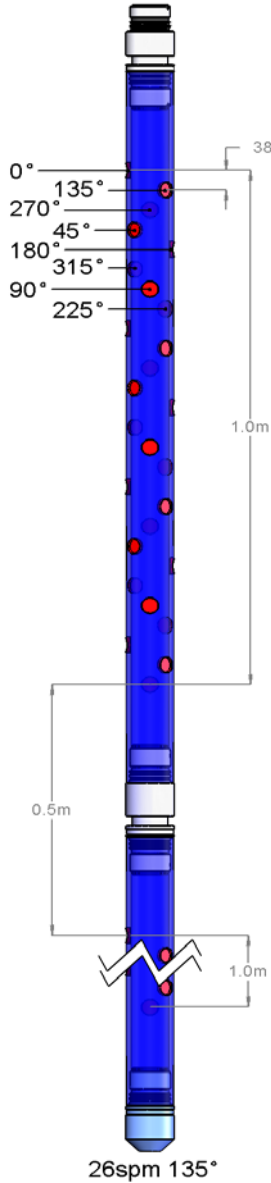
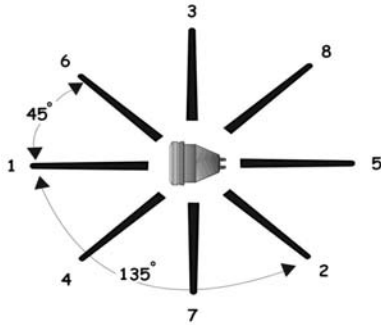


Optional Subs		
Part No.	Description	
30-127-0001-00	Top Sub, Wireline	14.5 kg (32 lbs)
-	-	13.1 kg (28.9 lbs)
-	-	18.9 kg (41.6 lbs)
-	-	-
-	-	-
-	-	-

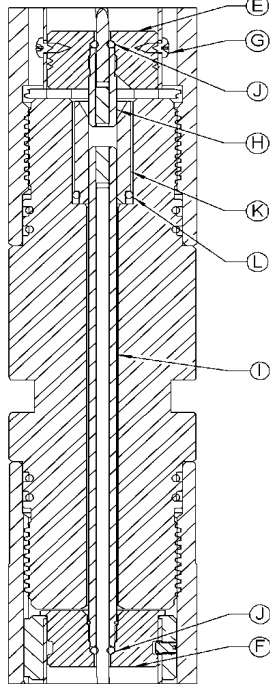
Item	Part No.	Description	
A	31-127-1560-10	Scalloped Gun System, 127mm x 1.0m, 26 spm, 135° Spiral	
	31-127-1560-15	Scalloped Gun System, 127mm x 1.5m, 26 spm, 135° Spiral	
	31-127-1560-20	Scalloped Gun System, 127mm x 2.0m, 26 spm, 135° Spiral	
	31-127-1560-25	Scalloped Gun System, 127mm x 2.5m, 26 spm, 135° Spiral	
	31-127-1560-30	Scalloped Gun System, 127mm x 3.0m, 26 spm, 135° Spiral	
	31-127-1560-35	Scalloped Gun System, 127mm x 3.5m, 26 spm, 135° Spiral	
	31-127-1560-40	Scalloped Gun System, 127mm x 4.0m, 26 spm, 135° Spiral	
	31-127-1560-50	Scalloped Gun System, 127mm x 5.0m, 26 spm, 135° Spiral	
	31-127-1560-60	Scalloped Gun System, 127mm x 6.0m, 26 spm, 135° Spiral Includes items 1, 2, 3 and 4	
1	39-076-1560-10	Tube Strip, 76mm x 1.0m, 26 spm, 135° Spiral	27
	39-076-1560-15	Tube Strip, 76mm x 1.5m, 26 spm, 135° Spiral	40
	39-076-1560-20	Tube Strip, 76mm x 2.0m, 26 spm, 135° Spiral	53
	39-076-1560-25	Tube Strip, 76mm x 2.5m, 26 spm, 135° Spiral	66
	39-076-1560-30	Tube Strip, 76mm x 3.0m, 26 spm, 135° Spiral	79
	39-076-1560-35	Tube Strip, 76mm x 3.5m, 26 spm, 135° Spiral	92
	39-076-1560-40	Tube Strip, 76mm x 4.0m, 26 spm, 135° Spiral	105
	39-076-1560-50	Tube Strip, 76mm x 5.0m, 26 spm, 135° Spiral	131
	39-076-1560-60	Tube Strip, 76mm x 6.0m, 26 spm, 135° Spiral	157
2	31-127-1500-10	Scalloped Carrier, 127mm x 1.0m, 26 spm, 135° Spiral	
	31-127-1500-15	Scalloped Carrier, 127mm x 1.5m, 26 spm, 135° Spiral	
	31-127-1500-20	Scalloped Carrier, 127mm x 2.0m, 26 spm, 135° Spiral	
	31-127-1500-25	Scalloped Carrier, 127mm x 2.5m, 26 spm, 135° Spiral	
	31-127-1500-30	Scalloped Carrier, 127mm x 3.0m, 26 spm, 135° Spiral	
	31-127-1500-35	Scalloped Carrier, 127mm x 3.5m, 26 spm, 135° Spiral	
	31-127-1500-40	Scalloped Carrier, 127mm x 4.0m, 26 spm, 135° Spiral	
	31-127-1500-50	Scalloped Carrier, 127mm x 5.0m, 26 spm, 135° Spiral	
	31-127-1500-60	Scalloped Carrier, 127mm x 6.0m, 26 spm, 135° Spiral Includes item 4	
3	30-127-0005-76	Alignment Collar	
4	30-127-0004-00	Retaining Ring	
5	30-127-0001-75	Top Sub, TCP	13.2 kg (29.1 lbs)
6	TCP-0100-375	Top Sub Booster Transfer Kit	Includes 6A & 6B
7	TC-261-3000-076	Top Sub Booster Puck Kit	
8	30-127-0002-0L	Tandem Sub, Long TCP	20.2 kg (44.5 lbs)
9	TCP-0100-375L	Tandem Booster Transfer Kit	Includes 9A, 9B & 9C
10	TC-251-3000-076	Tandem Booster Insert (Puck) Kit	Includes 10A & 10B
11	30-127-0003-00	Bottom Sub	13.2 kg (29 lbs)
12	DET-0010-001	Det Cord End Seal	
13	OOO-N569-230	O-Ring, #230, 90 Duro Nitrile	
	OOO-V569-230	O-Ring, #230, 90 Duro Viton	
14	OOO-N569-346	O-Ring, #346, 90 Duro Nitrile	
	OOO-V569-346	O-Ring, #346, 90 Duro Viton	
B	A570010	Detonating Cord XHV 80gr., RDX	
	A572010	Detonating Cord XHV 80gr., HMX	
	-	-	
		Approx. Req'd Detcord Length = (2.684 X Gun Length in Meters) + 0.7m	
C	DET-3050-429	Bi-Directional Booster	
D	HSC-5000-305Z	Charge, 30g RDX, SBH	Fluid
	HSC-5000-305ZPF	Charge, 30g RDX, BH	Fluid
	TAG-5000-314	Charge, 32g RDX, DP	Fluid
--	TAG-5000-283	Blank Charge Case (Non Explosive)	



Notes:
 Refer to Technical Section for Temperature Ratings & selection
Worst Case Minimum Recommended Running ID 144.2 mm (5.675 in.)
 See API Data Sheets or call for Individual Charge running ID's.
 Tandem Shot Spacing = 0.5 m (468 mm)



Tandem Booster Transfer



See Tech Manuals
MAN-TC-251
Tandem
&
MAN-TC-261 Top
for more details on
booster transfer kits

Firing Heads	A
See TCP Section	
Mech Impact	TC-010
Econo Mech Impact	TC-011
Mech Safety Impact	TC-012
Pressure Activated	TC-020
Press w/ Auto Vent	TC-023
Pr. Auto Vent & Fill	TC-024
Absolute Press	TC-026
Coil Tubing Press	TC-030
CT Safety Impact	TC-031
CT AutoVent	TC-032
Note: TC-011 is Shown	

Detonator	B
See Detonator Section	
Note: DET-3050-006 is Shown	

Wireline Firing Subs	C
Ported Top Fire Sub	WT-401

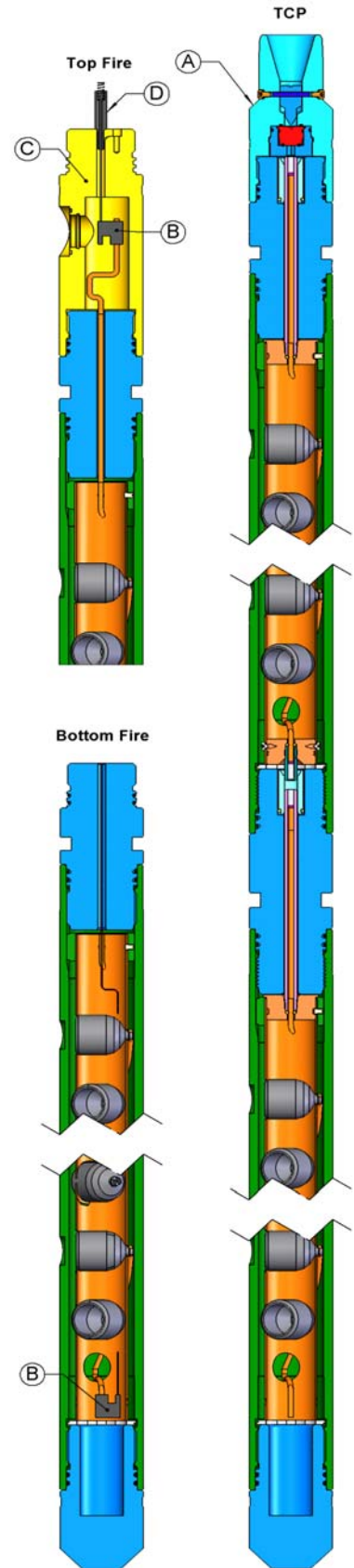
Connectors	D
Electrical Conn. Assy.	HSC-0100-010 & 012

Tandem Sub Booster Kit 3 in. (76 mm) Strip	
Part No.	Description
TC-251-3000-076 contains items E, F, & G	Tandem Booster Insert (Puck) Kit
TCP-0100-375L contains items H, I, J, K, & L	Booster Kit

Specifications		
Pressure Rating	66 Mpa	9,500 psi
Tensile Strength	97,500 daN	219,100 lbf
Carrier Thread	4,500 - 6 TPI Stub Acme	
Gun Weight Loaded	45.2 kg/m	30.3 lb/ft

Note: Gun Weight Loaded = Carrier + Strip + Charges

Typical Configurations



Optional Subs		
Part No.	Description	
30-127-0001-00	Top Sub, Wireline	14.5 kg (32 lbs)
-	-	13.1 kg (28.9 lbs)
-	-	18.9 kg (41.6 lbs)
-	-	-
-	-	-
-	-	-