



Technical Bulletin
Engineering Department
Owen Oil Tools Division

Subject: **5.0 inch 18 lb/ft GTX-Span™ System (GTX-5000-0180-1001)**

From: **Kurt Schneidmiller**

Date: **9/20/2010**

Distribution: **West, Jeff; Weisner, Les; Schaffer, Brett; Owen Buyer Planners; Owen Engineering; Owen Receiving; Owen International All; Owen Sales & Marketing; Owen Quality Control; Owen Machine Shop;**

Reference:

Document Number: **PRJ-0784-TB-01 (Rev 00)**

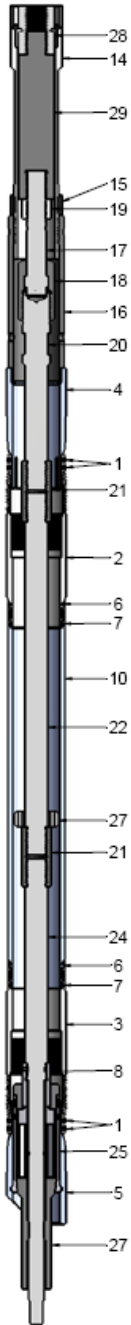
System development for the 5.0 inch 18 lb/ft GTX-Span™ System (GTX-5000-0180-1001) has been completed. This system has a running outer diameter of 3.875 inches and a set inner diameter of 3.125 inches. Set in 5 inch 18 lb/ft casing this system has a gas rating of 7,500 psi burst and collapse, also a hydrostatic pressure rating of 8,500 psi burst and collapse. An updated catalog page is attached showing all system specifics.

Kurt Schneidmiller
Product Line Engineer
X-SPAN Systems



Owen Oil Tools

Gas Tight Casing Patch 5 GTX-SPAN™ System



CASING O.D. (inch)	5.000"
CASING WT. (lb/ft)	18#
CASING I.D. (inch)	4.276
MAX RUNNING O.D. (inch)	3.875
I.D. AFTER SETTING (inch)	3.125
BURST HYDRAULIC RATING (p.s.i)	8500
COLLAPSE HYDRAULIC RATING (p.s.i)	8500
BURST GAS RATING (p.s.i)	7500
COLLAPSE GAS RATING (p.s.i)	7500

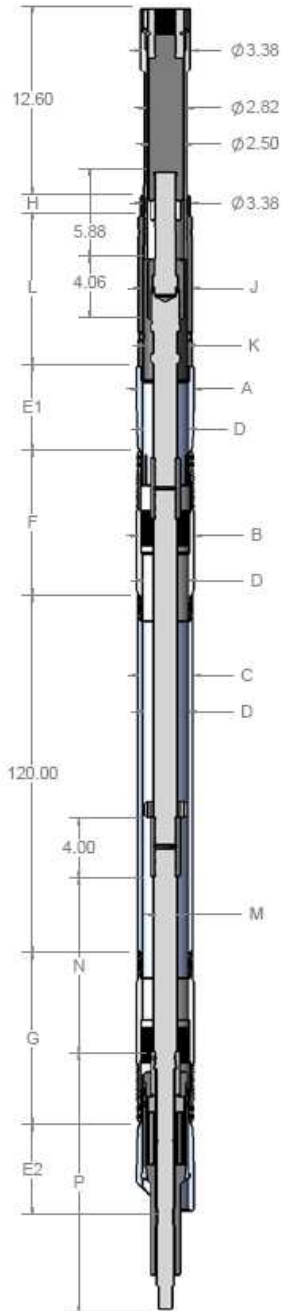
ITEM	DESCRIPTION	QTY	PART NUMBERS
	SHORT ASSY-ITEMS 2-9	1	GTX-5000-0180-1001
1	ELASTAMER SEAL	4	GTX-4500-0135-6000
2	PIN ELEMENT	1	GTX-5000-0180-1210
3	BOX ELEMENT	1	GTX-5000-0180-1410
4	TOP SWAGE	1	GTX-5000-0180-1110
5	BOTTOM SWAGE	1	GTX-5000-0180-1310
6	PIN O-RING	"N"+1	OOO-V589-152
7	BOX O-RING	"N"+1	OOO-V589-152.5
8	RELEASE RING	1	PAT-3500-038
9	SET SCREW		N/A
10	10-FT. SECTION	"N"	SPC-4500-037
11	PIN THREAD PROTECTOR	"N"	SPC-4500-PTP
12	BOX THREAD PROTECTOR	"N"	SPC-4500-BTP
13	SETTING TOOL		SET-3250-000 (3-1/4" O.D. MULTI-STAGE)
14	SLEEVE NUT	1	SET-3250-420
15	SLEEVE LOCK NUT	1	SET-3250-421
16	SETTING SLEEVE ASSY.	1	SET-3250-422
17	QUICK CHANGE ROD	1	SET-3250-130
18	QUICK CHANGE NUT	1	SET-3250-131
19	TOP ROD LOCK NUT	1	SET-3500-025
20	TOP ADAPTER ROD	1	SET-3250-132
21	ROD TANDEM CONNECTOR	"N"+1	SET-3250-133
22	10-FT. ROD	"N"	SET-3250-134
	5-FT. ROD	OPT.	SET-3250-135
24	BOTTOM ROD	1	SET-3250-136L
	COLLET ASSY.	1	SET-3250-435
25	END SUB	1	SET-3250-439
	COLLET BODY	1	SET-3250-436
26	COLLET SUPPORT	1	SET-3250-440A
27	ROD SUPPORT	"N"	SET-3250-142A
28	SAFTEY RELEASE NUT	1	SET-3250-030
29	BOTTOM ADAPTER	1	SET-3250-431

Note: "N" = Patch Length (in feet) divided by 10



Owen Oil Tools

Gas Tight Casing Patch
5 GTX-SPAN™ System
Running Lengths



CASING O.D. (inch)	5.000*
CASING WT. (lb/ft)	18#
CASING I.D. (inch)	4.276
MAX RUNNING O.D. (inch)	3.875
I.D. AFTER SETTING (inch)	3.125
BURST HYDRAULIC RATING (p.s.i.)	8500
COLLAPSE HYDRAULIC RATING (p.s.i.)	8500
BURST GAS RATING (p.s.i.)	7500
COLLAPSE GAS RATING (p.s.i.)	7500
DESCRIPTION	
ITEM	GTX-5000-0180-1001
A	3.875
B	3.875
C	3.718
D	3.125
E1	5.789
E2	6.039
F	9.696
G	11.500
H	1.250
J	3.600
K	3.000
L	10.170
M	1.500
N	11.750
P	17.370



Technical Bulletin

Engineering Department

Owen Oil Tools Division

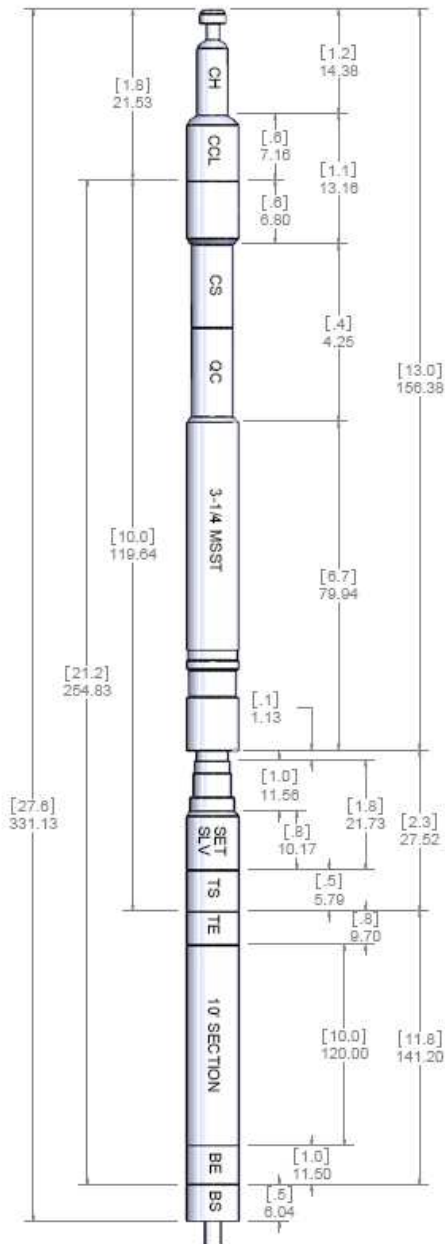


Owen Oil Tools

Gas Tight Casing Patch

5 GTX-SPAN™ System

Running Weights



5,000' 18# GTX-SPAN WEIGHTS (LBS)	
DESCRIPTION	WEIGHT
CABLE HEAD	4
3-1/4 CCL	36
3-1/4 Q.C.	14
3-1/4 MSST	206
TOTAL	260

GTX-5000-5150-1001	
PAT. SHORT ASSY.	
*10-FT. SECTION	100
*10-FT. ROD	81
*TAND. COUPL.	2
Q.C. ROD	3
Q.C. NUT	2
TOP ROD	8
BOTTOM ROD	10
SLEEVE NUT	7
SLEEVE LOCK NUT	1
SETTING SLEEVE	10
COLLET ASSEMBLY	5
COLLET SUPPORT	4
TOTAL	213

TOTAL WEIGHT	473
---------------------	------------

*EA. ADDITIONAL 10-FT. LGTH ADD 163 LBS.



Technical Bulletin
Engineering Department
Owen Oil Tools Division
