




**TECHNICAL INFORMATION:**

**PAT-7000-003, 7.0 INCH 29 PPF.**



CASING O.D. (in)	7
CASING WT. (lb/ft)	29
CASING I.D. (in)	6.184
PATCH MAX. RUNNING O.D. (in)	6.028
PATCH I.D. AFTER SETTING (in)	5.500
PATCH DRIFT I.D. (in)	5.375
BURST HYDRAULIC RATING (psi)	3480
COLLAPSE HYDRAULIC RATING (psi)	3180

QTY.	DESCRIPTION	PART NUMBER	MATERIAL
	X-SPAN SYSTEM	PAT-7000-003	NOTED
1	PIN ELEMENT	PAT-7000-040	1026 SEAMLESS
1	BOX ELEMENT	PAT-7000-041	1026 SEAMLESS
1	TOP SWAGE	PAT-7000-044	4140/4130/4142
1	BOTTOM SWAGE	PAT-7000-045	4130/4140/4142
1	O-RING	OOO-V569-161	VITON
1	O-RING	OOO-V569-162	VITON
1	72K SHEAR STUD	PAT-4500-038	4140/4142
1	10 FT. SECTION	PAT-7000-047	1018 / 1026
	5 FT. SECTION	PAT-7000-049	10/18 / 1026

**PRODUCT OFFERINGS:**

The Owen X-SPAN<sup>®</sup> System is an economical, proven, durable and dependable sealing system for the isolation of perforations, splits, corrosion or leaks in all types of tubulars and conditions. This system can utilize a multitude of deployment methods in all types of well bores. The large bore assures easy passage of service tools including bridge plugs, drop balls, seal bore assemblies, logging tools and perforating systems. The minimal surface equipment required for deploying the patch and rig less intervention results in significant savings for the operator.

**BENEFITS/CAPABILITIES:**

The X-SPAN<sup>®</sup> System Offers:

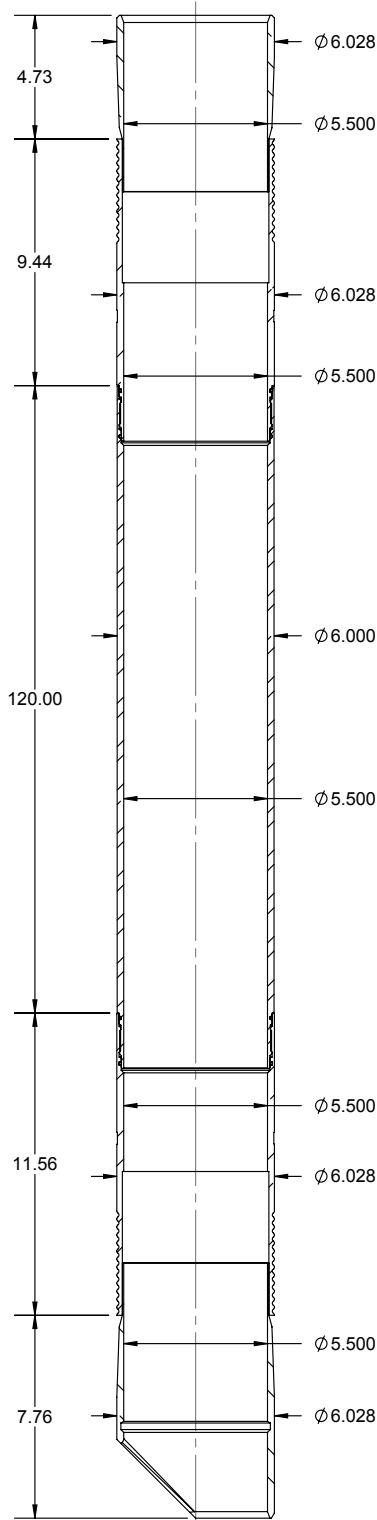
- A proven, durable and dependable seal
- Deployment on electric wireline, tubing, drill pipe or coil tubing in vertical, deviated or horizontal or geothermal well bores
- An economical and reliable solution for a broad range of applications
- A large bore for easy passage of service tools
- Minimal surface equipment required for deployment

© 2016 Owen Oil Tools All Rights Reserved



**TECHNICAL INFORMATION:**

**PAT-7000-003, 7.0 INCH 29 PPF.**



CASING O.D. (in)	7
CASING WT. (lb/ft)	29
CASING I.D. (in)	6.184
PATCH MAX. RUNNING O.D. (in)	6.028
PATCH I.D. AFTER SETTING (in)	5.500
PATCH DRIFT I.D. (in)	5.375
BURST HYDRAULIC RATING (psi)	3480
COLLAPSE HYDRAULIC RATING (psi)	3180

QTY.	DESCRIPTION	PART NUMBER	MATERIAL
1	PIN ELEMENT	PAT-7000-040	1026 SEAMLESS
1	BOX ELEMENT	PAT-7000-041	1026 SEAMLESS
1	TOP SWAGE	PAT-7000-044	4140/4130/4142
1	BOTTOM SWAGE	PAT-7000-045	4130/4140/4142
N+1	O-RING	OOO-V569-161	VITON
N+1	O-RING	OOO-V569-162	VITON
1	72K SHEAR STUD	PAT-4500-038	4140/4142
1	SET SCREW 1/4 INCH X 20 TPI, 5/16 INCH	PUR-0501-030	ALLOY
N	10 FT. SECTION	PAT-7000-047	1018 / 1026
1	SLEEVE NUT	SET-3250-120	4140/4130
1	SLEEVE LOCK NUT	SET-3250-121	4140/4130
1	SETTING SLEEVE ASSEMBLY	SET-3250-182	4140 / 4142
1	QUICK CHANGE ROD	SET-3250-130	4130/4140
1	QUICK CHANGE NUT	SET-3250-131	4130/4140
1	TOP ADAPTER ROD	SET-3250-132	4130/4140
N+1	ROD TANDEM CONNECTOR	SET-3250-133	4140/4130
N	10 FT. ROD	SET-3250-134	4140 / 4130
OPT.	5 FT. ROD	SET-3250-135	4140 / 4130
1	BOTTOM ROD EXTENDED	SET-3250-136L	4140/4130
1	COLLET ASSEMBLY	SET-3250-184	NOTED
1	COLLET BODY	SET-3250-185	4140 / 4142
1	END SUB	SET-3250-186	4140 / 4130
1	COLLET SUPPORT	SET-3250-177	4143 / 4140
N	ROD SUPPORT	SET-3250-196	ALUMINUM

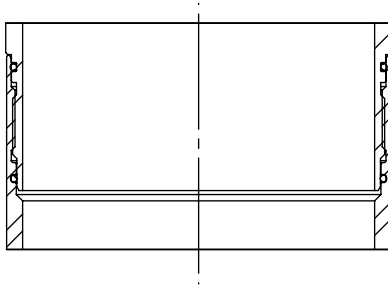
MINIMUM EQUIPMENT REQUIRED FOR 10 FT. SYSTEM

© 2016 Owen Oil Tools All Rights Reserved



**EXTENSION SPECIFICATIONS:**

**PAT-7000-003, 7.0 INCH 29 PPF.**



PART NUMBER	LENGTH	OAL	WEIGHT	MATERIAL
PAT-7000-047	120	122.13	154	1018-1026
PAT-7000-049	60	62.13	77	1018-1026

PATCH TENSILE RATING	74,000 LBF
----------------------	------------

**SYSTEM WEIGHTS:**

SYSTEM WEIGHTS	WEIGHT (LBS.)
PAT-7000-003	44.11
10 FT PATCH RUNNING WEIGHT	337.6
EA. ADDITIONAL 10 FT. LGTH ADD	216

**SETTING TOOL OPTIONS:**

HYDRAULIC			WEIGHT (LBS)
4-1/2 INCH HYDRAULIC	SET-4500-010		880
3-1/8 INCH HYDARULIC	SET-3125-010		300
	SCREEN SUB	TT0798-288A	
	CIRCULATION SUB	SET-2875-010	
	DUMP SUB	OT0710-288B-000	
PYROTECHNIC			WEIGHT (LBS)
3-1/4 INCH MULTISTAGE SETTING TOOL	SET-3250-010		206
	POWER CHARGE	JEC-5336-099	
		OPC-3250-000-MS	
	IGNITER	DET-5306-074	
		DET-5306-008	
4-1/2 INCH MULTISTAGE SETTING TOOL	SET-4500-000		700
	POWER CHARGE	JEC-0450-140	
	IGNITER	DET-5306-074	
		DET-5306-008	