




TECHNICAL INFORMATION:

PAT-7000-006, 7.0 INCH 20 PPF.



CASING O.D. (in)	7
CASING WT. (lb/ft)	20
CASING I.D. (in)	6.456
PATCH MAX. RUNNING O.D. (in)	6.281
PATCH I.D. AFTER SETTING (in)	5.750
PATCH DRIFT I.D. (in)	5.625
BURST HYDRAULIC RATING (psi)	3360
COLLAPSE HYDRAULIC RATING (psi)	2920

QTY.	DESCRIPTION	PART NUMBER	MATERIAL
1	X-SPAN SYSTEM	PAT-7000-006	NOTED
1	PIN ELEMENT	PAT-7000-070	1026 SEAMLESS
1	BOX ELEMENT	PAT-7000-071	1026 SEAMLESS
1	TOP SWAGE	PAT-7000-084	4140/4130/4142
1	BOTTOM SWAGE	PAT-7000-085	4130/4140/4142
1	O-RING, VITON	OOO-V569-163	VITON
1	O-RING, VITON	OOO-V569-162	VITON
1	72K SHEAR STUD	PAT-4500-038	4140/4142
1	10 FT SECTION	PAT-7000-087	1018-1026

MINIMUM EQUIPMENT REQUIRED FOR A FULL SYSTEM CONSISTS OF ONE SHORT ASSEMBLY AND ONE SECTION.

PRODUCT OFFERINGS:

The Owen X-SPAN[®] System is an economical, proven, durable and dependable sealing system for the isolation of perforations, splits, corrosion or leaks in all types of tubulars and conditions. This system can utilize a multitude of deployment methods in all types of well bores. The large bore assures easy passage of service tools including bridge plugs, drop balls, seal bore assemblies, logging tools and perforating systems. The minimal surface equipment required for deploying the patch and rig less intervention results in significant savings for the operator.

BENEFITS/CAPABILITIES:

The X-SPAN[®] System Offers:

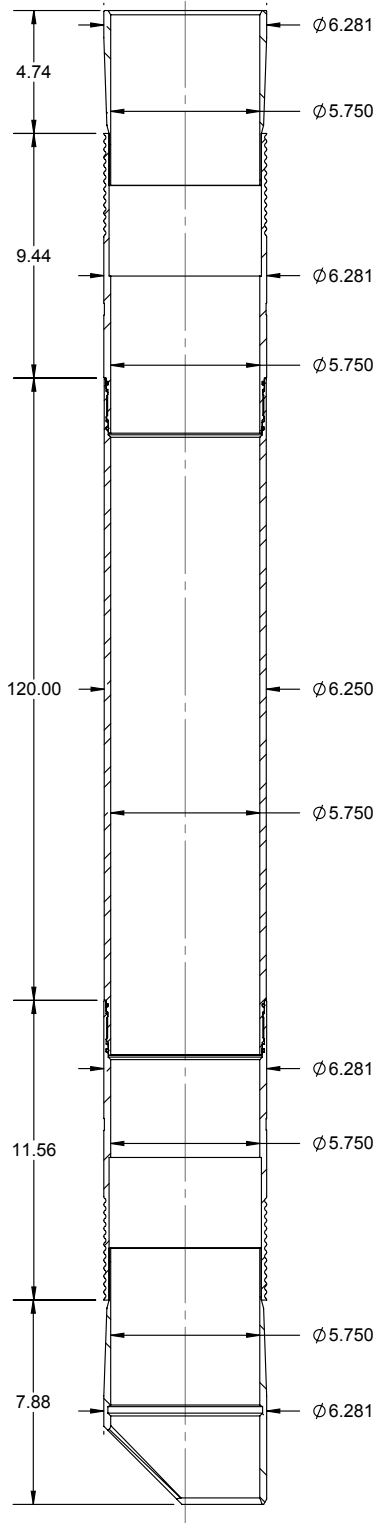
- A proven, durable and dependable seal
- Deployment on electric wireline, tubing, drill pipe or coil tubing in vertical, deviated or horizontal or geothermal well bores
- An economical and reliable solution for a broad range of applications
- A large bore for easy passage of service tools
- Minimal surface equipment required for deployment

© 2016 Owen Oil Tools All Rights Reserved



TECHNICAL INFORMATION:

PAT-7000-006, 7.0 INCH 20 PPF.



CASING O.D. (in)	7
CASING WT. (lb/ft)	20
CASING I.D. (in)	6.456
PATCH MAX. RUNNING O.D. (in)	6.281
PATCH I.D. AFTER SETTING (in)	5.750
PATCH DRIFT I.D. (in)	5.625
BURST HYDRAULIC RATING (psi)	3360
COLLAPSE HYDRAULIC RATING (psi)	2920

QTY.	DESCRIPTION	PART NUMBER	MATERIAL
1	PIN ELEMENT	PAT-7000-070	1026 SEAMLESS
1	BOX ELEMENT	PAT-7000-071	1026 SEAMLESS
1	TOP SWAGE	PAT-7000-084	4140/4130/4142
1	BOTTOM SWAGE	PAT-7000-085	4130/4140/4142
N+1	O-RING, VITON	OOO-V569-162	VITON
N+1	O-RING, VITON	OOO-V569-163	VITON
1	72K SHEAR STUD	PAT-4500-038	4140/4142
1	SET SCREW 1/4 INCH X 20 TPI, 5/16 INCH	PUR-0501-030	ALLOY
N	10 FT SECTION	PAT-7000-087	1018-1026
1	SLEEVE NUT	SET-3250-120	4140/4130
1	SLEEVE LOCK NUT	SET-3250-121	4140/4130
1	SETTING SLEEVE ASSEMBLY	SET-3250-188	4140
1	QUICK CHANGE ROD	SET-3250-130	4130/4140
1	QUICK CHANGE NUT	SET-3250-131	4130/4140
1	TOP ADAPTER ROD	SET-3250-132	4130/4140
N+1	ROD TANDEM CONNECTOR	SET-3250-133	4140/4130
N	10 FT. ROD	SET-3250-134	4140 / 4130
OPT.	5 FT. ROD	SET-3250-135	4140 / 4130
1	BOTTOM ROD EXTENDED	SET-3250-136L	4140/4130
1	COLLET ASSEMBLY	SET-3250-190	NOTED
1	COLLET BODY	SET-3250-191	4140
1	END SUB	SET-3250-186	4140 / 4130
1	COLLET SUPPORT	SET-3250-177	4143 / 4140
N	ROD SUPPORT	SET-3250-196	ALUMINUM

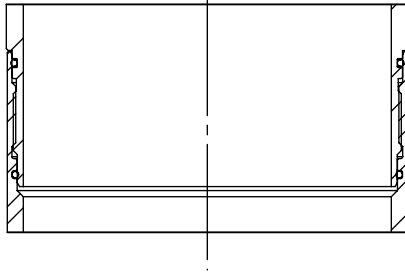
MINIMUM EQUIPMENT REQUIRED FOR 10 FT. SYSTEM

© 2016 Owen Oil Tools All Rights Reserved



EXTENSION SPECIFICATIONS:

PAT-7000-006, 7.0 INCH 20 PPF.



PART NUMBER	LENGTH	OAL	WEIGHT	MATERIAL
PAT-7000-087	120	122.13	161.6	1018-1026
PATCH TENSILE RATING			77,000 LBF	

SYSTEM WEIGHTS:

SYSTEM WEIGHTS	WEIGHT (LBS.)
PAT-7000-006	40.83
10 FT PATCH RUNNING WEIGHT	343.42
EA. ADDITIONAL 10 FT. LGTH ADD	223.6

SETTING TOOL OPTIONS:

HYDRAULIC			WEIGHT (LBS)
4-1/2 INCH HYDRAULIC	SET-4500-010		880
3-1/8 INCH HYDRAULIC	SET-3125-010		300
	SCREEN SUB	TT0798-288A	
	CIRCULATION SUB	SET-2875-010	
	DUMP SUB	OT0710-288B-000	
PYROTECHNIC			WEIGHT (LBS)
3-1/4 INCH MULTISTAGE SETTING TOOL	SET-3250-010		206
	POWER CHARGE	JEC-5336-099	
		OPC-3250-000-MS	
	IGNITER	DET-5306-074	
		DET-5306-008	
4-1/2 INCH MULTISTAGE SETTING TOOL	SET-4500-000		700
	POWER CHARGE	JEC-0450-140	
	IGNITER	DET-5306-074	
		DET-5306-008	